

NOTICE TO USERS OF IPICS

Introduction

This document shows the main differences between the current version of IPICS 4.6(1.0.6) and the upgraded version that has been rebranded to **Instant Connect** 6.0(3).

What's new?

Application Icon

The new application icon for **Instant Connect** is:



VTGs

You can no longer include a VTG in a patch or patch two VTGs together so new 'super' VTGs have been created for frequently combined channels:

NORTH COMMS

	VTGN- BOP	VTGN- Waikato (All)
CHANNELS	- Rotorua Rural - Tokoroa Taupo - Tauranga1 - Whakatane	- Waikato North - Waikato South - Hamilton1

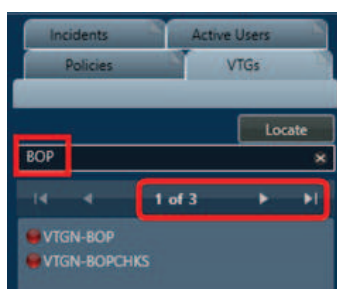
SOUTH COMMS

	VTGS- DD IV	VTGS- OTAGO DD	VTGS- OTAGO IV	VTGS-OTAGO IV DD
CHANNELS	- Dunedin1 - Gore - Invercargill1 - TeAnau	- Balclutha - Central Otago - Oamaru - Dunedin1	- Balclutha - Central Otago - Gore - Invercargill1 - Oamaru - TeAnau	- Balclutha - Dunedin1 - Gore - Invercargill1 - Oamaru - TeAnau - CentralOtago

IMPORTANT: Ensure the current VTG(s) are deactivated before activating the 'super' VTG.

VTG Search

A new **Search** function has been added to assist in finding a VTG quickly. For example, if you type **BOP** into the 'Locate' field, all relevant VTGs will be displayed.



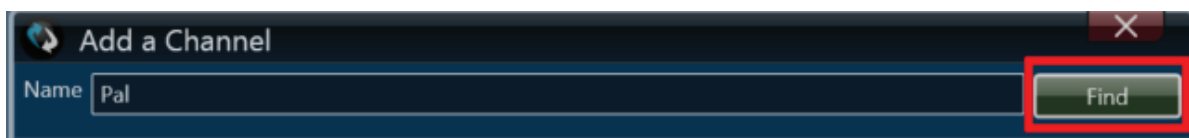
Note: Check all result pages (1 – 3) if a result is not found.

Temporarily add a channel/s to a VTG:

1. Select Active VTG from the VTG Pane to open 'Details' window.
2. Select the **Filter by Channels** button.
3. Select the **+** button to add another channel to the VTG.

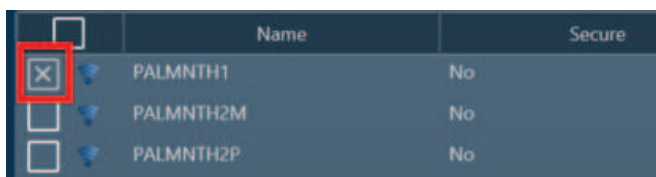


5. In the 'Name' field start typing the channel name to be added and select the **Find** button



Note: Channels start with a capital letter and searches are case specific.

6. Select box next to the relevant channel to be added. Select **OK** button to apply change.

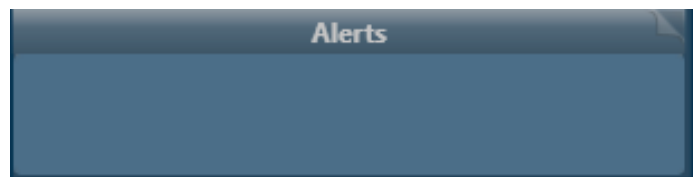


You can manually remove a channel by following the above steps but using the **-** button on Step 3.

IMPORTANT: When VTG is turned off it will resort back to default and all added channels will be dropped!

Alerts

An 'Alerts' box has been added at the bottom of the main window. This is not being used so can be ignored.



Questions?

Detailed information on changes between IPICS and Instant Connect can be found on the **Instant Connect** Comms Intranet page: <http://svwcm/wps/wcm/connect/commcens/comm+centres/asops/instant+connect>

If you have any questions please email InstantConnect@police.govt.nz