

133 Molesworth Street
PO Box 5013
Wellington 6140
New Zealand
T+64 4 496 2000

s 9(2)(a)



Response to your request for official information

Thank you for your request under the Official Information Act 1982 (the Act) on 20 January 2021 for information about the data for the annual reports of the Director of Mental Health and Addiction Services. Specifically, you requested:

*“The date the data was extracted to collate the 2018 report, if it was.
The date the data was extracted to collate the 2019 report, if it was.
All emails that contain feedback for the 2018 or 2019 reports.”*

The Ministry conducted a search of its records to find any email correspondence within scope of your request. Attached to this letter, please find attached documents containing all the information the Ministry has related to your request. Some information has been withheld under section 9(2)(a) of the Act, to protect the privacy of natural persons.

The main set of data for the 2018 report (such as the use of the Mental Health (Compulsory Assessment and Treatment) Act 1992 [Mental Health Act] and seclusion) was extracted from the national mental health and addiction database (PRIMHD) on 29 July 2019. The 2019 report data was extracted from PRIMHD on 19 October 2020.

The 2018 Substance Addiction (Compulsory Assessment and Treatment) Act 2017 (Substance Addiction Act) data was extracted on 12 September 2019. The 2019 Substance Addiction Act data was extracted on 2 September 2020. This data was extracted separately from the rest of the PRIMHD data because the Substance Addiction Act came into force in February 2018, and the Ministry had not previously published data on its use. Therefore, additional work was required to ensure the appropriate processes and parameters for the data were in place.

For some data, District Health Boards (DHBs) submit manually with their verified results, see below for dates we received this data.

2018 report manual data:

Auckland - 30 September 2019
Canterbury - 5 August 2019
Lakes - 23 October 2019
Mid Central - 25 October 2019
Nelson Marlborough - 11 November 2019
Southern - 27 July 2019
Waikato - 5 August 2019
Waitemata - 31 July 2019

2019 report manual data:

Auckland - 23 September 2020

Southern - 12 August 2020

Whanganui - 27 October 2020

Some data was also provided to the Ministry by other agencies. The data on serious adverse events reported to the Health Quality and Safety Commission was provided by the Commission, and some of the data on the Mental Health Act was provided by the Ministry of Justice.

The publication of the 2018 Office of the Director of Mental Health and Addiction Services Annual Report was initially delayed due to the extensive data collection and quality assurance process required for the annual reports, and then subsequently due to the response to the COVID-19 pandemic taking priority. Accordingly, the 2019 Annual Report has also been delayed.

These annual reports have historically been published about a year after the reporting year. This is to give DHBs about three months to submit their data to the Ministry.

In addition to this allowance for the collection of DHB data, the data historically released through the annual reports is complex. Some of the key data elements can only be provided to the Ministry from DHBs by manual reporting mechanisms, creating further time gaps for receipt and quality assurance processes. Once the data is collected, multiple exchanges between the Ministry and DHBs are required to ensure the data is reliable.

The Ministry is committed to making the 2018 and 2019 data publicly available and is available at the following link: www.health.govt.nz/publication/office-director-mental-health-and-addiction-services-annual-report-2018-and-2019.


Related data and information can be found at:

- Mental Health KPI programme, which publishes data related to service access, seclusion and other indicators with data from the mental health and addiction national dataset (www.mhakpi.health.nz/Data/Data/Adult-Reports)
- Mental Health Commissioner's 2020 Monitoring and Advocacy Report, which includes 2018/19 data provided by the Ministry related to service access and compulsory treatment (www.hdc.org.nz/media/5517/hdc-aotearoa-new-zealands-mental-health-services-and-addiction-services-2020.pdf)
- The Ministry's Year in Review document, which provides a more holistic overview of activities, investment and mental health and addiction service delivery (www.health.govt.nz/system/files/documents/publications/moh19450-mental-health-and-addiction-year-in-review-040820.pdf).

I trust this information fulfils your request. Under section 28(3) of the Act you have the right to ask the Ombudsman to review any decisions made under this request. The Ombudsman may be contacted by email at: info@ombudsman.parliament.nz or by calling 0800 802 602.

Please note that this response, with your personal details removed, may be published on the Ministry website at: www.health.govt.nz/about-ministry/information-releases/responses-official-information-act-requests.

Yours sincerely



Toni Gutschlag
Deputy Director-General
Mental Health and Addiction

Released under the Official Information Act 1982

Sent by:
xxxxx.xxxxxx@xxxxxx.xx
vt.nz

To: xxxxxx.xxxx@xxxxxx.xxxx.xx
Cc: xxxx.xxxxxxxxxx@xxxxxx.xxxx.xx, xxxx.xxxxxxxxxx@xxxxxx.xxxx.xx
bcc:

26/03/2020 01:26 pm

Subject: 2018 ODMHAS Annual Report - draft

Hello Eilish

I hope you are doing ok at home right now. I can get to this when I can...but ...a lot on as you say. I imagine we will have a number of delays in getting this report published and in reality we may have to consider our timing. Please check in with Toni G on this too...

Ngā mihi

Robyn Shearer
Deputy Director-General Mental Health and Addiction
I Ministry of Health | Mobile: § 9(2)(a) |



Sign up for updates here health.govt.nz/MHAupdate

From: Eilish Meha/MOH
To: Robyn Shearer/MOH@MOH,
Date: 26/03/2020 12:05 p.m.
Subject: 2018 ODMHAS Annual Report - draft

Hi there Robyn

I hope you're doing well. I understand that it's obviously an incredibly busy time for you right now! Unfortunately due to the lockdown, I was unable to print out a physical copy of the draft ODMHAS report for your review. I've attached the latest version here for you. There is currently a delay, as the person in the Ministry who does the formatting and desktopping is on leave until 1 April. Once she's back, I'm hoping progress will be made!

[ODMHAS annual report final.docx](#)

Let me know your thoughts, and obviously no rush due to the current circumstances. Take care,

Ngā mihi,

Eilish Meha

Advisor | Rights and Protection |
Mental Health and Addiction

Ministry of Health | Manatū Hauora | www.health.govt.nz

[REDACTED]

[REDACTED]

[REDACTED] - put-in-cabinet-data.json

[REDACTED] - ODMHAS annual report final.docx [REDACTED]

Released under the Official Information Act 1982

From: Kate Clark <Kate.Clark@health.govt.nz>
Date: Tue, 28 Jul 2020 01:39:09 +0000
Subject: Fw: ODMH Annual Report 2018V5.pdf

Hi Robyn and Kiri

See below.

I'll keep you posted on where we get to. There is a lot of data in here - and a lot of information that doesn't need to be included. However, given where this is at now, I've gone with a let's get this one across the line and go from there approach.

Happy to discuss.
Kate

Kate Clark | Programme Director, Strategic Engagement | Mental Health and Addiction
| s 9(2)(a)



Sign up for updates here health.govt.nz/MHAupdate

----- Forwarded by Kate Clark/MOH on 28/07/2020 01:37 pm -----

From: Kate Clark/MOH
To: Eilish Meha/MOH@MOH, Stephen Enright/MOH@MOH
Cc: John Crawshaw/MOH@MOH
Date: 28/07/2020 01:36 pm
Subject: ODMH Annual Report 2018V5.pdf

Hi Eilish and Stephen

Thanks for your time this morning. I've marked up my suggestions in this document. Feel free to ask if you have any questions.

I've cut out some sections where it doesn't seem there is anything in particular relating to 2018. Or where the content is broader than the Mental Health Act and relates to other areas of work across the directorate.

Also, given we now have a suicide prevention office, I have taken out the section on suicide and left the part that relates to suicide where there are people in specialist mental health care. Any information about suicide should be referred through to the SPO.

Eilish, I understand you will have a go at the front section of the document. I am happy to help with this or review once you have something more consolidated.

I understand you are printing this document and sending to approximately 100 people. Can I please see the list of people this will be sent to?

John, given the content of this report, I would suggest you share a copy with Richard, Carla and Toni (and Arran) for awareness as this content does touch on their areas of work.

Also, once this is out, it would be good to talk about what is required for 2019. Given there is no statutory requirement for producing this document, I would suggest we could do something considerably different (and much shorter). I'd like to help shape up what that could look like.

I'm happy to discuss any of this.

Thanks!
Kate

Kate Clark | Programme Director, Strategic Engagement | Mental Health and Addiction
| s 9(2)(a) 5



Sign up for updates here health.govt.nz/MHAupdate

█ - ODMH Annual Report 2018V5.pdf
To: Kiri Richards <Kiri.Richards@health.govt.nz>, Robyn Shearer <Robyn.Shearer@health.govt.nz>
From: Kate Clark <Kate.Clark@health.govt.nz>
Date: Fri, 10 Jul 2020 04:04:59 +0000
Subject: Fw: Link to Annual Report - 2018

Here's the report...

Kate Clark | Programme Director, Strategic Engagement | Mental Health and Addiction

| 021 197 4785




Sign up for updates here health.govt.nz/MHAupdate

----- Forwarded by Kate Clark/MOH on 10/07/2020 04:04 pm -----

From: Stephen Enright/MOH
To: Kate Clark/MOH@MOH
Cc: John Crawshaw/MOH@MOH, Eilish Meha/MOH@MOH
Date: 10/07/2020 08:42 am
Subject: Link to Annual Report - 2018

Hi Kate,

Report and associated documentation linked below. Any advice on timing appreciated :)

Date	Author	Title
 03/06/2020	Eilish Meha	Publishing the 2018 ODMHAS Annual Report

Ngā mihi,

Stephen Enright
Manager, Rights and Protection
Office of the Director of Mental Health and Addiction
Ministry of Health
DDI: § 9(2)(a)

<http://www.health.govt.nz>
<mailto:stephen.enright@health.govt.nz>

To: Kiri Richards <Kiri.Richards@health.govt.nz>
From: Kate Clark <Kate.Clark@health.govt.nz>
Date: Thu, 9 Jul 2020 19:27:11 +0000
Subject: Re: Fw: Publishing the Mental Health & Addiction Services Annual Report

I confess I haven't been back to them yet. I'll get in touch with Stephen now and get a copy. We'll hold off on the report until the year in review is completed (which is getting closer).

Kate

Kate Clark | Programme Director, Strategic Engagement | Mental Health and Addiction
| s 9(2)(a)



Sign up for updates here health.govt.nz/MHAupdate

From: Kiri Richards/MOH
To: Kate Clark/MOH@MOH
Date: 10/07/2020 07:14 am
Subject: Fw: Publishing the Mental Health & Addiction Services Annual Report

Hey Kate,

Do you know where this landed? I don't think I've seen a copy of the report...

Cheers,
Kiri

Kiri Richards | Group Manager, Mental Health and Addiction Strategy and Policy |
Mental Health and Addiction Directorate | Ministry of Health | Cell: +s 9(2)(a)

Note: If this email reaches you out of hours, I don't expect a response outside of your office hours. It's just a convenient time for me to send an email.

----- Forwarded by Kiri Richards/MOH on 10/07/2020 07:12 am -----

From: Robyn Shearer/MOH
To: Kate Clark/MOH@MOH, Kiri Richards/MOH@MOH
Date: 08/07/2020 07:23 am
Subject: Fw: Publishing the Mental Health & Addiction Services Annual Report

hi team

this has not come through my approval as yet...they have by passed me and gone straight to Ashley...I still haven't read it. I would like a risk lens on it and would rather we published our year in review first before this report. thoughts welcome....

Ngā mihi

Robyn Shearer

Deputy Director-General

I Mental Health and Addiction | Manatū Hauora/Ministry of Health

I Wāea pūkoro: s 9(2)(a) | īmēra xxxxx.xxxxxxx@xxxxxx.xxxx.xx



Sign up for updates here health.govt.nz/MHAupdate

----- Forwarded by Robyn Shearer/MOH on 08/07/2020 07:22 am -----

From: Stephen Enright/MOH
To: "MHA-Office of the Director of Mental Health and Addiction Services"
<MHA-Office.of.the.Director.of.Mental.xxxxx.xxx.xxxxxxxx.xxxxxxx@xxxxxx.xxxx.xx>
Cc: Kate Clark/MOH@MOH, Robyn Shearer/MOH@MOH
Date: 08/07/2020 06:57 am
Subject: Fw: Publishing the Mental Health & Addiction Services Annual Report

Well done Eilish!!

Maria - would you be able pick up the papers?

Kate - we have the green light for publishing, are there any timing issues for publication?

Ngā mihi,

Stephen Enright
Manager, Rights and Protection
Office of the Director of Mental Health and Addiction
Ministry of Health
DDI: s 9(2)(a)

<http://www.health.govt.nz>

<mailto:stephen.enright@health.govt.nz>

----- Forwarded by Stephen Enright/MOH on 08/07/2020 06:53 am -----

From: Lisa McPhail/MOH
To: Stephen Enright/MOH@MOH
Date: 07/07/2020 09:43 pm
Subject: Fw: Publishing the Mental Health & Addiction Services Annual Report

FYI

Lisa McPhail

Chief Advisor | Office of the Director-General | Ministry of Health

E: xxxx.xxxxxxx@xxxxxx.xxxx.xx | M: s 9(2)(a) |

<http://www.health.govt.nz>



----- Forwarded by Lisa McPhail/MOH on 07/07/2020 09:42 pm -----

From: Lisa McPhail/MOH

To: Eilish Meha/MOH@MOH, John Crawshaw/MOH@MOH

Date: 07/07/2020 06:10 pm

Subject: Publishing the Mental Health & Addiction Services Annual Report

Hi John, Eilish

I have the DG approval for the publication of the Annual Report. However there have been a few change with the new Minister and noting papers are no longer required. Please add a short item to the Weekly Report advising the Minister that the report will be published.

Papers are in the DG Advisory out tray on L1 for collection

Happy to discuss

Lisa

Lisa McPhail

Chief Advisor | Office of the Director-General | Ministry of Health

E: xxxx.xxxxxxx@xxxxxx.xxxx.xx | M: s 9(2)(a) |

<http://www.health.govt.nz>



To: Toni Gutschlag <Toni.Gutschlag@health.govt.nz>, Arran Culver <Arran.Culver@health.govt.nz>, Kiri Richards <Kiri.Richards@health.govt.nz>
From: Robyn Shearer <Robyn.Shearer@health.govt.nz>
Date: Fri 5 Jun 2020 00:58:38 +0000
Subject: Fwd: Annual Report - red sheets and health report

Fyi

John & I have discussed doing this whole thing in a different way in future...Jono and Ruth could support this ...it is what it is for now but welcome comments

Begin forwarded message:

From: John Crawshaw <John.Crawshaw@health.govt.nz>
Date: 5 June 2020 at 11:22:14 AM NZST
To: Kiri Richards <Kiri.Richards@health.govt.nz>
Cc: Eilish Meha <Eilish.Meha@health.govt.nz>, Stephen Enright <Stephen.Enright@health.govt.nz>, Robyn Shearer <Robyn.Shearer@health.govt.nz>
Subject: Fw: Annual Report - red sheets and health report

Hi Kiri

We are about to publish the ODMHAS Annual Report for 2018. This was delayed due to the impact of COVID-19 and the need to divert resources to support it (especially the media and publication team). This now means that it will occur in the same time frame as the interim report from the Initial Commission and the HDC Report. Robyn and I are keen to include a paragraph in the noting Health Report that alerts the Minister to this and puts some context into it. Can you or one of your team assist?

John

Dr John Crawshaw
 Director of Mental Health and Addiction
 133 Molesworth St, Wellington 6011
 P O Box 5013, Wellington 6140

Direct s 9(2)(a)
 Fax: +64 4 496 2559
 Email: john.crawshaw@health.govt.nz

----- Forwarded by John Crawshaw/MOH on 05/06/2020 11:16 a.m. -----

From: Eilish Meha/MOH
 To: John Crawshaw/MOH@MOH,
 Cc: Stephen Enright/MOH@MOH
 Date: 05/06/2020 09:25 a.m.
 Subject: Fw: Annual Report - red sheets and health report

Morning John

Please find attached the Annual Report, Health Report, and other publishing documents for your review.

		Author	Title
[ Link]		Eilish Meha	Publishing the 2018 ODMHAS Annual Report

Ngā mihi,

Eilish Meha

Advisor | Rights and Protection |
Mental Health and Addiction

Ministry of Health | Manatū Hauora | www.health.govt.nz



----- Forwarded by Eilish Meha/MOH on 05/06/2020 09:25 a.m. -----

From: Stephen Enright/MOH
To: Eilish Meha/MOH@MOH,
Cc: Hester Roberts/MOH@MOH
Date: 05/06/2020 08:59 a.m.
Subject: Re: Annual Report - red sheets and health report

Hi Eilish,

Happy to go this to go to John. If the infographic is ready it might be good to include but not essential.

Well done!!

Happy for this email to confirm my signature on both red and green sheets

Ngā mihi,

Stephen Enright
Manager, Rights and Protection
Office of the Director of Mental Health and Addiction
Ministry of Health
DDI: **s 9(2)(a)**

<http://www.health.govt.nz>

<mailto:stephen.enright@health.govt.nz>

Eilish Meha---04/06/2020 10:21:27 am---Hello! I think I've finalised the documents to begin the sign-out process. I was hoping one of you c

From: Eilish Meha/MOH
To: Stephen Enright/MOH@MOH, Hester Roberts/MOH@MOH
Date: 04/06/2020 10:21 am
Subject: Annual Report - red sheets and health report

Hello!

I think I've finalised the documents to begin the sign-out process. I was hoping one of you could check that it's okay?

		Author	Title
[ Link]		Eilish Meha	Publishing the 2018 ODMHAS Annual Report

I'll try make contact with Dylan Moran sometime this week to sort out the comms side of things.

Ngā mihi,

Eilish Meha

Advisor | Rights and Protection |
Mental Health and Addiction

Ministry of Health | Manatū Hauora | www.health.govt.nz



- notesdoclink.gif

To: Kiri Richards <Kiri.Richards@health.govt.nz>

CC: Eilish Meha <Eilish.Meha@health.govt.nz>, Stephen Enright

<Stephen.Enright@health.govt.nz>, Robyn Shearer <Robyn.Shearer@health.govt.nz>

From: John Crawshaw <John.Crawshaw@health.govt.nz>

Date: Thu, 4 Jun 2020 23:22:14 +0000

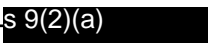
Subject: Fw: Annual Report - red sheets and health report

Hi Kiri

We are about to publish the ODMHAS Annual Report for 2018. This was delayed due to the impact of COVID-19 and the need to divert resources to support it (especially the media and publication team). This now means that it will occur in the same time frame as the interim report from the Initial Commission and the HDC Report. Robyn and I are keen to include a paragraph in the noting Health Report that alerts the Minister to this and puts some context into it. Can you or one of your team assist?

John

Dr John Crawshaw
Director of Mental Health and Addiction
133 Molesworth St, Wellington 6011
P O Box 5013, Wellington 6140

Direct : +s 9(2)(a) 

Fax: +64 4 496 2559

Email: john.crawshaw@health.govt.nz

----- Forwarded by John Crawshaw/MOH on 05/06/2020 11:16 a.m. -----

From: Eilish Meha/MOH
To: John Crawshaw/MOH@MOH,
Cc: Stephen Enright/MOH@MOH
Date: 05/06/2020 09:25 a.m.
Subject: Fw: Annual Report - red sheets and health report

Morning John

Please find attached the Annual Report, Health Report, and other publishing documents for your review.

Author	Title
 Eilish Meha	Publishing the 2018 ODMHAS Annual Report

Ngā mihi,

Eilish Meha

Advisor | Rights and Protection |

Mental Health and Addiction

Ministry of Health | Manatū Hauora | www.health.govt.nz

[Redacted]

----- Forwarded by Eilish Meha/MOH on 05/06/2020 09:25 a.m. -----

From: Stephen Enright/MOH
To: Eilish Meha/MOH@MOH,
Cc: Hester Roberts/MOH@MOH
Date: 05/06/2020 08:59 a.m.
Subject: Re: Annual Report - red sheets and health report

Hi Eilish,

Happy to go this to go to John. If the infographic is ready it might be good to include but not essential.

Well done!!

Happy for this email to confirm my signature on both red and green sheets

Ngā mihi,

Stephen Enright
Manager, Rights and Protection
Office of the Director of Mental Health and Addiction
Ministry of Health
DDI: s 9(2)(a)

<http://www.health.govt.nz>

<mailto:stephen.enright@health.govt.nz>

From: Eilish Meha/MOH
To: Stephen Enright/MOH@MOH, Hester Roberts/MOH@MOH
Date: 04/06/2020 10:21 am
Subject: Annual Report - red sheets and health report

Hello!

I think I've finalised the documents to begin the sign-out process. I was hoping one of you could check that it's okay?

Author	Title
Eilish Meha	Publishing the 2018 ODMHAS Annual Report

I'll try make contact with Dylan Moran sometime this week to sort out the comms side of things.

Ngā mihi,

Eilish Meha

Advisor | Rights and Protection |

Mental Health and Addiction

Ministry of Health | Manatū Hauora | www.health.govt.nz



To: John Crawshaw <John.Crawshaw@health.govt.nz>
From: Robyn Shearer <Robyn.Shearer@health.govt.nz>
Date: Sun, 26 Apr 2020 00:33:57 +0000
Subject: e: ODMHAS Annual Report publication

Hi John

Thanks for sending through. The reality on what is being signed off by the Minister is in a wait list due to the number of COVID related policy areas being progressed with urgency.

As previously discussed I would be in favour of having this process reviewed so that we can make this information more 'real time'. I believe this could sit with the data and info team in Kiri's area. I will review and come back to you as soon as i can on this current work but would also like to discuss how this can be progressed differently.

Ngā mihi

Robyn Shearer

Deputy Director-General

I Mental Health and Addiction | Manatū Hauora/Ministry of Health

I [Waea pūkoro](mailto:Waea.pukoro@s9(2)(a)@imera): s 9(2)(a) | [imēra](mailto:imera) xxxxx.xxxxxxx@xxxxxx.xxxx.xx



Sign up for updates here health.govt.nz/MHAupdate

From: John Crawshaw/MOH
To: Robyn Shearer/MOH@MOH,
Date: 23/04/2020 10:09 a.m.
Subject: ODMHAS Annual Report publication

Hi Robyn


We are finally at the point of being able to send a Health Report across to the Minister for publication of the Annual Report. The final draft is below and we are in the final stages checking that all of the changes have been made. We also have a Health Report ready to go to the Minister. As I have been having requests for the information in the report I would favour us progressing this through sign-out to the Minister next week. I thought I would check with you re the next steps.

John

Dr John Crawshaw
Director of Mental Health and Addiction
133 Molesworth St, Wellington 6011
P O Box 5013, Wellington 6140

Direct s 9(2)(a)
Fax: +64 4 496 2559
Email: john.crawshaw@health.govt.nz

Out of scope



Ministry of Health
DDI: s 9(2)(a)

<http://www.health.govt.nz>

<mailto:stephen.enright@health.govt.nz>

----- Forwarded by Stephen Enright/MOH on 08/07/2020 06:53 am -----

From: Lisa McPhail/MOH
To: Stephen Enright/MOH@MOH
Date: 07/07/2020 09:43 pm
Subject: Fw: Publishing the Mental Health & Addiction Services Annual Report

FYI

Lisa McPhail

Chief Advisor | Office of the Director-General | Ministry of Health

E: lisa.mcphail@health.govt.nz

M: s 9(2)(a)

<http://www.health.govt.nz>



----- Forwarded by Lisa McPhail/MOH on 07/07/2020 09:42 pm -----

From: Lisa McPhail/MOH
To: Eilish Meha/MOH@MOH, John Crawshaw/MOH@MOH
Date: 07/07/2020 06:10 pm
Subject: Publishing the Mental Health & Addiction Services Annual Report

Hi John, Eilish

I have the DG approval for the publication of the Annual Report. However there have been a few change with the new Minister and noting papers are no longer required. Please add a short item to the Weekly Report advising the Minister that the report will be published.

Papers are in the DG Advisory out tray on L1 for collection

Happy to discuss
Lisa

Lisa McPhail

Chief Advisor | Office of the Director-General | Ministry of Health

E: lisa.mcphail@health.govt.nz

M: s 9(2)(a)

<http://www.health.govt.nz>



Subject: FW: Annual report - edited version


Hi Arran, Toni, Richard and Carla

Please find attached a near completed version of the Annual Report for John's team.

The information in this all has relevance to your teams so it would be helpful if you could review this and let John and I know if you have any comments.

Could you please let us know by COP Wednesday?

Thanks
Kate

Kate Clark | Programme Director, Strategic Engagement | Mental Health and Addiction | 

[IMAGE]

[IMAGE]

Sign up for updates here health.govt.nz/MHAupdate

 - image001.png  - image002.png  - ODMH Annual Report 2018V5 (28Aug20) - EM.pdf

To: Robyn Shearer <Robyn.Shearer@health.govt.nz>, Kiri Richards
<Kiri.Richards@health.govt.nz>

From: Kate Clark <Kate.Clark@health.govt.nz>
Date: Tue, 28 Jul 2020 01:39:09 +0000
Subject: Fw: ODMH Annual Report 2018V5.pdf

Hi Robyn and Kiri

See below.

I'll keep you posted on where we get to. There is a lot of data in here - and a lot of information that doesn't need to be included. However, given where this is at now, I've gone with a let's get this one across the line and go from there approach.

Happy to discuss.
Kate

Kate Clark | Programme Director, Strategic Engagement | Mental Health and Addiction
s 9(2)(a)



Sign up for updates here health.govt.nz/MHAupdate

----- Forwarded by Kate Clark/MOH on 28/07/2020 01:37 pm -----

From: Kate Clark/MOH
To: Eilish Meha/MOH@MOH, Stephen Enright/MOH@MOH
Cc: John Crawshaw/MOH@MOH
Date: 28/07/2020 01:36 pm
Subject: ODMH Annual Report 2018V5.pdf

Hi Eilish and Stephen

Thanks for your time this morning. I've marked up my suggestions in this document. Feel free to ask if you have any questions.

I've cut out some sections where it doesn't seem there is anything in particular relating to 2018. Or where the content is broader than the Mental Health Act and relates to other areas of work across the directorate.

Also, given we now have a suicide prevention office, I have taken out the section on suicide and left the part that relates to suicide where there are people in specialist mental health care. Any information about suicide should be referred through to the SPO.

Eilish, I understand you will have a go at the front section of the document. I am happy to help with this or review once you have something more consolidated.

I understand you are printing this document and sending to approximately 100 people. Can I please see the list of people this will be sent to?

John, given the content of this report, I would suggest you share a copy with Richard, Carla and Toni (and Arran) for awareness as this content does touch on their areas of work.

Also, once this is out, it would be good to talk about what is required for 2019. Given there is no statutory requirement for producing this document, I would suggest we could do something considerably different (and much shorter). I'd like to help shape up what that could look like.

I'm happy to discuss any of this.

Thanks!
Kate

Kate Clark | Programme Director, Strategic Engagement | Mental Health and Addiction
s 9(2)(a)



Sign up for updates here health.govt.nz/MHAupdate

█ - ODMH Annual Report 2018V5.pdf

To: Kiri Richards <Kiri.Richards@health.govt.nz>, Robyn Shearer <Robyn.Shearer@health.govt.nz>

From: Kate Clark <Kate.Clark@health.govt.nz>

Date: Fri, 10 Jul 2020 04:04:59 +0000

Subject: Fw: Link to Annual Report - 2018

Here's the report...

Kate Clark | Programme Director, Strategic Engagement | Mental Health and Addiction

Kate

Kate Clark | Programme Director, Strategic Engagement | Mental Health and Addiction
| s 9(2)(a)



Sign up for updates here health.govt.nz/MHAupdate

From: Kiri Richards/MOH
To: Kate Clark/MOH@MOH
Date: 10/07/2020 07:14 am
Subject: Fw: Publishing the Mental Health & Addiction Services Annual Report

Hey Kate,

Do you know where this landed? I don't think I've seen a copy of the report...

Cheers,
Kiri

Kiri Richards | Group Manager, Mental Health and Addiction Strategy and Policy |
Mental Health and Addiction Directorate | Ministry of Health | Cell: +s 9(2)(a)

Note: If this email reaches you out of hours, I don't expect a response outside of your office hours. It's just a convenient time for me to send an email.

----- Forwarded by Kiri Richards/MOH on 10/07/2020 07:12 am -----

From: Robyn Shearer/MOH
To: Kate Clark/MOH@MOH, Kiri Richards/MOH@MOH
Date: 08/07/2020 07:23 am
Subject: Fw: Publishing the Mental Health & Addiction Services Annual Report

hi team

this has not come through my approval as yet...they have by passed me and gone straight to Ashley...I still haven't read it. I would like a risk lens on it and would rather we published our year in review first before this report. thoughts welcome....

Ngā mihi

Robyn Shearer

Deputy Director-General

I Mental Health and Addiction | Manatū Hauora/Ministry of Health

I Wāea pūkoro: s 9(2)(a) | īmēra xxxxx.xxxxxxx@xxxxxx.xxxx.xx



Sign up for updates here health.govt.nz/MHAupdate

----- Forwarded by Robyn Shearer/MOH on 08/07/2020 07:22 am -----

From: Stephen Enright/MOH
To: "MHA-Office of the Director of Mental Health and Addiction Services"
<MHA-Office.of.the.Director.of.Mental.xxxxx.xxx.xxxxxxxx.xxxxxxx@xxxxxx.xxxx.xx>
Cc: Kate Clark/MOH@MOH, Robyn Shearer/MOH@MOH
Date: 08/07/2020 06:57 am
Subject: Fw: Publishing the Mental Health & Addiction Services Annual Report

Well done Eilish!!

Maria - would you be able pick up the papers?

Kate - we have the green light for publishing, are there any timing issues for publication?

Ngā mihi,

Stephen Enright
Manager, Rights and Protection
Office of the Director of Mental Health and Addiction
Ministry of Health
DDI: s 9(2)(a)

<http://www.health.govt.nz>

<mailto:stephen.enright@health.govt.nz>

----- Forwarded by Stephen Enright/MOH on 08/07/2020 06:53 am -----

From: Lisa McPhail/MOH
To: Stephen Enright/MOH@MOH
Date: 07/07/2020 09:43 pm
Subject: Fw: Publishing the Mental Health & Addiction Services Annual Report

FYI

Lisa McPhail

Chief Advisor | Office of the Director-General | Ministry of Health

E: xxxx.xxxxxxx@xxxxx.xxxx.xx | M: s 9(2)(a) |

<http://www.health.govt.nz>



----- Forwarded by Lisa McPhail/MOH on 07/07/2020 09:42 pm -----

From: Lisa McPhail/MOH

To: Eilish Meha/MOH@MOH, John Crawshaw/MOH@MOH

Date: 07/07/2020 06:10 pm

Subject: Publishing the Mental Health & Addiction Services Annual Report

Hi John, Eilish

I have the DG approval for the publication of the Annual Report. However there have been a few change with the new Minister and noting papers are no longer required. Please add a short item to the Weekly Report advising the Minister that the report will be published.

Papers are in the DG Advisory out tray on L1 for collection

Happy to discuss

Lisa

Lisa McPhail

Chief Advisor | Office of the Director-General | Ministry of Health

E: xxxx.xxxxxxx@xxxxx.xxxx.xx | M: s 9(2)(a) |

<http://www.health.govt.nz>



To: Toni Gutschlag <Toni.Gutschlag@health.govt.nz>, Arran Culver <Arran.Culver@health.govt.nz>, Kiri Richards <Kiri.Richards@health.govt.nz>
From: Robyn Shearer <Robyn.Shearer@health.govt.nz>
Date: Fri 5 Jun 2020 00:58:38 +0000
Subject: Fwd: Annual Report - red sheets and health report

Fyi

John & I have discussed doing this whole thing in a different way in future...Jono and Ruth could support this ...it is what it is for now but welcome comments

Begin forwarded message:

From: John Crawshaw <John.Crawshaw@health.govt.nz>
Date: 5 June 2020 at 11:22:14 AM NZST
To: Kiri Richards <Kiri.Richards@health.govt.nz>
Cc: Eilish Meha <Eilish.Meha@health.govt.nz>, Stephen Enright <Stephen.Enright@health.govt.nz>, Robyn Shearer <Robyn.Shearer@health.govt.nz>
Subject: Fw: Annual Report - red sheets and health report

Hi Kiri

We are about to publish the ODMHAS Annual Report for 2018. This was delayed due to the impact of COVID-19 and the need to divert resources to support it (especially the media and publication team). This now means that it will occur in the same time frame as the interim report from the Initial Commission and the HDC Report. Robyn and I are keen to include a paragraph in the noting Health Report that alerts the Minister to this and puts some context into it. Can you or one of your team assist?

John

Dr John Crawshaw
 Director of Mental Health and Addiction
 133 Molesworth St, Wellington 6011
 P O Box 5013, Wellington 6140

Direct : +64 9(2)(a) [REDACTED]
 Fax: +64 4 496 2559
 Email: john.crawshaw@health.govt.nz

----- Forwarded by John Crawshaw/MOH on 05/06/2020 11:16 a.m. -----

From: Eilish Meha/MOH
 To: John Crawshaw/MOH@MOH,
 Cc: Stephen Enright/MOH@MOH
 Date: 05/06/2020 09:25 a.m.
 Subject: Fw: Annual Report - red sheets and health report

Morning John

Please find attached the Annual Report, Health Report, and other publishing documents for your review.

		Author	Title
[ Link]		Eilish Meha	Publishing the 2018 ODMHAS Annual Report

Ngā mihi,

Eilish Meha

Advisor | Rights and Protection |
Mental Health and Addiction

Ministry of Health | Manatū Hauora | www.health.govt.nz



----- Forwarded by Eilish Meha/MOH on 05/06/2020 09:25 a.m. -----

From: Stephen Enright/MOH
To: Eilish Meha/MOH@MOH,
Cc: Hester Roberts/MOH@MOH
Date: 05/06/2020 08:59 a.m.
Subject: Re: Annual Report - red sheets and health report

Hi Eilish,

Happy to go this to go to John. If the infographic is ready it might be good to include but not essential.

Well done!!

Happy for this email to confirm my signature on both red and green sheets

Ngā mihi,

Stephen Enright
Manager, Rights and Protection
Office of the Director of Mental Health and Addiction
Ministry of Health
DDI: **s 9(2)(a)**

<http://www.health.govt.nz>

<mailto:stephen.enright@health.govt.nz>

Eilish Meha---04/06/2020 10:21:27 am---Hello! I think I've finalised the documents to begin the sign-out process. I was hoping one of you c

From: Eilish Meha/MOH
To: Stephen Enright/MOH@MOH, Hester Roberts/MOH@MOH
Date: 04/06/2020 10:21 am
Subject: Annual Report - red sheets and health report

Hello!

I think I've finalised the documents to begin the sign-out process. I was hoping one of you could check that it's okay?

		Author	Title
[ Link]		Eilish Meha	Publishing the 2018 ODMHAS Annual Report

I'll try make contact with Dylan Moran sometime this week to sort out the comms side of things.

Ngā mihi,

Eilish Meha

Advisor | Rights and Protection |

Mental Health and Addiction

Ministry of Health | Manatū Hauora | www.health.govt.nz



- notesdoclink.gif

To: Kiri Richards <Kiri.Richards@health.govt.nz>

CC: Eilish Meha <Eilish.Meha@health.govt.nz>, Stephen Enright

<Stephen.Enright@health.govt.nz>, Robyn Shearer <Robyn.Shearer@health.govt.nz>

From: John Crawshaw <John.Crawshaw@health.govt.nz>

Date: Thu, 4 Jun 2020 23:22:14 +0000

Subject: Fw: Annual Report - red sheets and health report

Hi Kiri

We are about to publish the ODMHAS Annual Report for 2018. This was delayed due to the impact of COVID-19 and the need to divert resources to support it (especially the media and publication team). This now means that it will occur in the same time frame as the interim report from the Initial Commission and the HDC Report. Robyn and I are keen to include a paragraph in the noting Health Report that alerts the Minister to this and puts some context into it. Can you or one of your team assist?

John

Dr John Crawshaw
 Director of Mental Health and Addiction
 133 Molesworth St, Wellington 6011
 P O Box 5013, Wellington 6140

Direct s 9(2)(a) 

Fax: +64 4 496 2559

Email: john.crawshaw@health.govt.nz

----- Forwarded by John Crawshaw/MOH on 05/06/2020 11:16 a.m. -----

From: Eilish Meha/MOH
To: John Crawshaw/MOH@MOH,
Cc: Stephen Enright/MOH@MOH
Date: 05/06/2020 09:25 a.m.
Subject: Fw: Annual Report - red sheets and health report

Morning John

Please find attached the Annual Report, Health Report, and other publishing documents for your review.

Author	Title
 Eilish Meha	Publishing the 2018 ODMHAS Annual Report

Ngā mihi,

Eilish Meha

Advisor | Rights and Protection |

Mental Health and Addiction

Ministry of Health | Manatū Hauora | www.health.govt.nz



----- Forwarded by Eilish Meha/MOH on 05/06/2020 09:25 a.m. -----

From: Stephen Enright/MOH
To: Eilish Meha/MOH@MOH,
Cc: Hester Roberts/MOH@MOH
Date: 05/06/2020 08:59 a.m.
Subject: Re: Annual Report - red sheets and health report

Hi Eilish,

Happy to go this to go to John. If the infographic is ready it might be good to include but not essential.

Well done!!

Happy for this email to confirm my signature on both red and green sheets

Ngā mihi,

Stephen Enright
Manager, Rights and Protection
Office of the Director of Mental Health and Addiction
Ministry of Health
DDI: 04 496 2080

<http://www.health.govt.nz>

<mailto:stephen.enright@health.govt.nz>

From: Eilish Meha/MOH
To: Stephen Enright/MOH@MOH, Hester Roberts/MOH@MOH
Date: 04/06/2020 10:21 am
Subject: Annual Report - red sheets and health report

Hello!

I think I've finalised the documents to begin the sign-out process. I was hoping one of you could check that it's okay?

Author	Title
Eilish Meha	Publishing the 2018 ODMHAS Annual Report

I'll try make contact with Dylan Moran sometime this week to sort out the comms side of things.

Ngā mihi,

Eilish Meha

Advisor | Rights and Protection |

Mental Health and Addiction

Ministry of Health | Manatū Hauora | www.health.govt.nz



To: John Crawshaw <John.Crawshaw@health.govt.nz>
From: Robyn Shearer <Robyn.Shearer@health.govt.nz>
Date: Sun, 26 Apr 2020 00:33:57 +0000
Subject: e: ODMHAS Annual Report publication

Hi John

Thanks for sending through. The reality on what is being signed off by the Minister is in a wait list due to the number of COVID related policy areas being progressed with urgency.

As previously discussed I would be in favour of having this process reviewed so that we can make this information more 'real time'. I believe this could sit with the data and info team in Kiri's area. I will review and come back to you as soon as i can on this current work but would also like to discuss how this can be progressed differently.

Ngā mihi

Robyn Shearer

Deputy Director-General

| Mental Health and Addiction | Manatū Hauora/Ministry of Health

| [Waea pūkoro](mailto:Waea.pukoro@s9(2)(a)@imera): s 9(2)(a) | [imēra](mailto:imera) xxxxx.xxxxxxx@xxxxxx.xxxx.xx



Sign up for updates here health.govt.nz/MHAupdate

From: John Crawshaw/MOH
To: Robyn Shearer/MOH@MOH,
Date: 23/04/2020 10:09 a.m.
Subject: ODMHAS Annual Report publication

Hi Robyn

We are finally at the point of being able to send a Health Report across to the Minister for publication of the Annual Report. The final draft is below and we are in the final stages checking that all of the changes have been made. We also have a Health Report ready to go to the Minister. As I have been having requests for the information in the report I would favour us progressing this through sign-out to the Minister next week. I thought I would check with you re the next steps.

John

Dr John Crawshaw
Director of Mental Health and Addiction
133 Molesworth St, Wellington 6011
P O Box 5013, Wellington 6140

Direct : +64 9(2)(a)
Fax: +64 4 496 2559
Email: john.crawshaw@health.govt.nz

Out of scope

Out of scope

Out of scope

<http://www.moh.govt.nz>

mailto:jenny_mccaughey@moh.govt.nz

█ - 20).pdf

To: Kiri Richards <Kiri.Richards@health.govt.nz>

CC: Eilish Meha <Eilish.Meha@health.govt.nz>

From: Stephen Enright <Stephen.Enright@health.govt.nz>

Date: Sun, 16 Feb 2020 21:52:00 +0000

Subject: Re: Timing for release of the Annual Report from the Office of MHA Services?

Hi Kiri,

Let's say before the end of next month. Eilish is aiming to have it off to the editors by the end of this week

and is writing the necessary noting report for the Minister. I am reluctant to give a shorter timeframe so to give the Minister and Comms people time to contemplate the release of the report.

Ngā mihi,

Stephen Enright
Manager
Office of the Director of Mental Health and Addiction Services
Ministry of Health
DDI: s 9(2)(a)

<http://www.health.govt.nz>
<mailto:stephen.enright@health.govt.nz>

From: Kiri Richards/MOH
To: Stephen Enright/MOH@MOH,
Date: 17/02/2020 06:55 a.m.
Subject: Re: Timing for release of the Annual Report from the Office of MHA Services?

Hi Stephen,

Just wondering if you had an update re: the below? We can definitely keep the response vague, e.g. in the coming weeks, in the coming month, etc.

Cheers,
Kiri

Kiri Richards | Group Manager, Mental Health and Addiction Strategy and Policy |
Mental Health and Addiction Directorate | Ministry of Health | Cell: s 9(2)(a)

From: Stephen Enright/MOH
To: Kiri Richards/MOH@MOH,
Cc: Eilish Meha/MOH@MOH, John Crawshaw/MOH@MOH
Date: 10/02/2020 08:45 a.m.
Subject: Re: Timing for release of the Annual Report from the Office of MHA Services?

Hi Kiri,

I will check with Eilish this morning. I think she was aiming to finalise the data this weekend. I think the narrative is being edited via the publications team. Next step will be asking the Minister to note our intention to publish.

Sent by: Kate Clark/MOH
28/07/2020 01:36 pm

To: Eilish Meha/MOH@MOH, Stephen Enright/MOH@MOH
cc: John Crawshaw/MOH@MOH
bcc:

Subject: ODMH Annual Report 2018V5.pdf

Hi Eilish and Stephen

Thanks for your time this morning. I've marked up my suggestions in this document. Feel free to ask if you have any questions.

I've cut out some sections where it doesn't seem there is anything in particular relating to 2018. Or where the content is broader than the Mental Health Act and relates to other areas of work across the directorate.

Also, given we now have a suicide prevention office, I have taken out the section on suicide and left the part that relates to suicide where there are people in specialist mental health care. Any information about suicide should be referred through to the SPO.

Eilish, I understand you will have a go at the front section of the document. I am happy to help with this or review once you have something more consolidated.

I understand you are printing this document and sending to approximately 100 people. Can I please see the list of people this will be sent to?

John, given the content of this report, I would suggest you share a copy with Richard, Carla and Toni (and Arran) for awareness as this content does touch on their areas of work.

Also, once this is out, it would be good to talk about what is required for 2019. Given there is no statutory requirement for producing this document, I would suggest we could do something considerably different (and much shorter). I'd like to help shape up what that could look like.

I'm happy to discuss any of this.

Thanks!
Kate

Kate Clark | Programme Director, Strategic Engagement | Mental Health and Addiction | s 9(2)(a)



Sign up for updates here health.govt.nz/MHAupdate

Subject: FW: Annual report - edited version


Hi Arran, Toni, Richard and Carla


Please find attached a near completed version of the Annual Report for John's team.

The information in this all has relevance to your teams so it would be helpful if you could review this and let John and I know if you have any comments.

Could you please let us know by COP Wednesday?

Thanks
Kate

Kate Clark | Programme Director, Strategic Engagement | Mental Health and Addiction | 



[IMAGE]

[IMAGE]

Sign up for updates here health.govt.nz/MHAupdate



- image001.png



- image002.png



- ODMH Annual Report 2018V5 (28Aug20) - EM.pdf

To: Robyn Shearer <Robyn.Shearer@health.govt.nz>, Kiri Richards
<Kiri.Richards@health.govt.nz>

From: Kate Clark <Kate.Clark@health.govt.nz>
Date: Tue, 28 Jul 2020 01:39:09 +0000
Subject: Fw: ODMH Annual Report 2018V5.pdf

Hi Robyn and Kiri

See below.

I'll keep you posted on where we get to. There is a lot of data in here - and a lot of information that doesn't need to be included. However, given where this is at now, I've gone with a let's get this one across the line and go from there approach.

Happy to discuss.
Kate

Kate Clark | Programme Director, Strategic Engagement | Mental Health and Addiction
s 9(2)(a)



Sign up for updates here health.govt.nz/MHAupdate

----- Forwarded by Kate Clark/MOH on 28/07/2020 01:37 pm -----

From: Kate Clark/MOH
To: Eilish Meha/MOH@MOH, Stephen Enright/MOH@MOH
Cc: John Crawshaw/MOH@MOH
Date: 28/07/2020 01:36 pm
Subject: ODMH Annual Report 2018V5.pdf

Hi Eilish and Stephen

Thanks for your time this morning. I've marked up my suggestions in this document. Feel free to ask if you have any questions.

I've cut out some sections where it doesn't seem there is anything in particular relating to 2018. Or where the content is broader than the Mental Health Act and relates to other areas of work across the directorate.

Also, given we now have a suicide prevention office, I have taken out the section on suicide and left the part that relates to suicide where there are people in specialist mental health care. Any information about suicide should be referred through to the SPO.

Eilish, I understand you will have a go at the front section of the document. I am happy to help with this or review once you have something more consolidated.

I understand you are printing this document and sending to approximately 100 people. Can I please see the list of people this will be sent to?

John, given the content of this report, I would suggest you share a copy with Richard, Carla and Toni (and Arran) for awareness as this content does touch on their areas of work.

Also, once this is out, it would be good to talk about what is required for 2019. Given there is no statutory requirement for producing this document, I would suggest we could do something considerably different (and much shorter). I'd like to help shape up what that could look like.

I'm happy to discuss any of this.

Thanks!
Kate

Kate Clark | Programme Director, Strategic Engagement | Mental Health and Addiction
s 9(2)(a)



Sign up for updates here health.govt.nz/MHAupdate

█ - ODMH Annual Report 2018V5.pdf

To: Kiri Richards <Kiri.Richards@health.govt.nz>, Robyn Shearer <Robyn.Shearer@health.govt.nz>

From: Kate Clark <Kate.Clark@health.govt.nz>

Date: Fri, 10 Jul 2020 04:04:59 +0000

Subject: Fw: Link to Annual Report - 2018

Here's the report...

Kate Clark | Programme Director, Strategic Engagement | Mental Health and Addiction

s 9(2)(a)



Sign up for updates here health.govt.nz/MHAupdate

----- Forwarded by Kate Clark/MOH on 10/07/2020 04:04 pm -----

From: Stephen Enright/MOH
To: Kate Clark/MOH@MOH
Cc: John Crawshaw/MOH@MOH, Eilish Meha/MOH@MOH
Date: 10/07/2020 08:42 am
Subject: Link to Annual Report - 2018

Hi Kate,

Report and associated documentation linked below. Any advice on timing appreciated :)

Date	Author	Title
03/06/2020	Eilish Meha	Publishing the 2018 ODMHAS Annual Report

Ngā mihi,

Stephen Enright
Manager, Rights and Protection
Office of the Director of Mental Health and Addiction
Ministry of Health
DDI: s 9(2)(a)

<http://www.health.govt.nz>
<mailto:stephen.enright@health.govt.nz>

To: Kiri Richards <Kiri.Richards@health.govt.nz>
From: Kate Clark <Kate.Clark@health.govt.nz>
Date: Thu, 9 Jul 2020 19:27:11 +0000
Subject: Re: Fw: Publishing the Mental Health & Addiction Services Annual Report

I confess I haven't been back to them yet. I'll get in touch with Stephen now and get a copy. We'll hold off on the report until the year in review is completed (which is getting closer).

Kate

Kate Clark | Programme Director, Strategic Engagement | Mental Health and Addiction
| s 9(2)(a)



Sign up for updates here health.govt.nz/MHAupdate

From: Kiri Richards/MOH
To: Kate Clark/MOH@MOH
Date: 10/07/2020 07:14 am
Subject: Fw: Publishing the Mental Health & Addiction Services Annual Report

Hey Kate,

Do you know where this landed? I don't think I've seen a copy of the report...

Cheers,
Kiri

Kiri Richards | Group Manager, Mental Health and Addiction Strategy and Policy |
Mental Health and Addiction Directorate | Ministry of Health | Cell: s 9(2)(a)

Note: If this email reaches you out of hours, I don't expect a response outside of your office hours. It's just a convenient time for me to send an email.

----- Forwarded by Kiri Richards/MOH on 10/07/2020 07:12 am -----

From: Robyn Shearer/MOH
To: Kate Clark/MOH@MOH, Kiri Richards/MOH@MOH
Date: 08/07/2020 07:23 am
Subject: Fw: Publishing the Mental Health & Addiction Services Annual Report

hi team

this has not come through my approval as yet...they have by passed me and gone straight to Ashley...I still haven't read it. I would like a risk lens on it and would rather we published our year in review first before this report. thoughts welcome....

Ngā mihi

Robyn Shearer

Deputy Director-General

I Mental Health and Addiction | Manatū Hauora/Ministry of Health

I Wāea pūkoro: s 9(2)(a) | īmēra xxxxx.xxxxxxx@xxxxxx.xxxx.xx



Sign up for updates here health.govt.nz/MHAupdate

----- Forwarded by Robyn Shearer/MOH on 08/07/2020 07:22 am -----

From: Stephen Enright/MOH
To: "MHA-Office of the Director of Mental Health and Addiction Services"
<MHA-Office.of.the.Director.of.Mental.xxxxx.xxx.xxxxxxxx.xxxxxxx@xxxxxx.xxxx.xx>
Cc: Kate Clark/MOH@MOH, Robyn Shearer/MOH@MOH
Date: 08/07/2020 06:57 am
Subject: Fw: Publishing the Mental Health & Addiction Services Annual Report

Well done Eilish!!

Maria - would you be able pick up the papers?

Kate - we have the green light for publishing, are there any timing issues for publication?

Ngā mihi,

Stephen Enright
Manager, Rights and Protection
Office of the Director of Mental Health and Addiction
Ministry of Health
DDI: s 9(2)(a)

<http://www.health.govt.nz>

<mailto:stephen.enright@health.govt.nz>

----- Forwarded by Stephen Enright/MOH on 08/07/2020 06:53 am -----

From: Lisa McPhail/MOH
To: Stephen Enright/MOH@MOH
Date: 07/07/2020 09:43 pm
Subject: Fw: Publishing the Mental Health & Addiction Services Annual Report

FYI

Lisa McPhail

Chief Advisor | Office of the Director-General | Ministry of Health

E: xxx.xxxxxx@xxxxx.xxx.xx | M: s 9(2)(a) |

<http://www.health.govt.nz>



----- Forwarded by Lisa McPhail/MOH on 07/07/2020 09:42 pm -----

From: Lisa McPhail/MOH

To: Eilish Meha/MOH@MOH, John Crawshaw/MOH@MOH

Date: 07/07/2020 06:10 pm

Subject: Publishing the Mental Health & Addiction Services Annual Report

Hi John, Eilish

I have the DG approval for the publication of the Annual Report. However there have been a few change with the new Minister and noting papers are no longer required. Please add a short item to the Weekly Report advising the Minister that the report will be published.

Papers are in the DG Advisory out tray on L1 for collection

Happy to discuss

Lisa

Lisa McPhail

Chief Advisor | Office of the Director-General | Ministry of Health

E: xxx.xxxxxx@xxxxx.xxx.xx | M: s 9(2)(a) |

<http://www.health.govt.nz>



To: Toni Gutschlag <Toni.Gutschlag@health.govt.nz>, Arran Culver <Arran.Culver@health.govt.nz>, Kiri Richards <Kiri.Richards@health.govt.nz>
From: Robyn Shearer <Robyn.Shearer@health.govt.nz>
Date: Fri 5 Jun 2020 00:58:38 +0000
Subject: Fwd: Annual Report - red sheets and health report

Fyi

John & I have discussed doing this whole thing in a different way in future...Jono and Ruth could support this ...it is what it is for now but welcome comments

Begin forwarded message:

From: John Crawshaw <John.Crawshaw@health.govt.nz>
Date: 5 June 2020 at 11:22:14 AM NZST
To: Kiri Richards <Kiri.Richards@health.govt.nz>
Cc: Eilish Meha <Eilish.Meha@health.govt.nz>, Stephen Enright <Stephen.Enright@health.govt.nz>, Robyn Shearer <Robyn.Shearer@health.govt.nz>
Subject: Fw: Annual Report - red sheets and health report

Hi Kiri

We are about to publish the ODMHAS Annual Report for 2018. This was delayed due to the impact of COVID-19 and the need to divert resources to support it (especially the media and publication team). This now means that it will occur in the same time frame as the interim report from the Initial Commission and the HDC Report. Robyn and I are keen to include a paragraph in the noting Health Report that alerts the Minister to this and puts some context into it. Can you or one of your team assist?

John

Dr John Crawshaw
 Director of Mental Health and Addiction
 133 Molesworth St, Wellington 6011
 P O Box 5013, Wellington 6140

Direct s 9(2)(a)
 Fax: +64 4 496 2559
 Email: john.crawshaw@health.govt.nz

----- Forwarded by John Crawshaw/MOH on 05/06/2020 11:16 a.m. -----

From: Eilish Meha/MOH
 To: John Crawshaw/MOH@MOH,
 Cc: Stephen Enright/MOH@MOH
 Date: 05/06/2020 09:25 a.m.
 Subject: Fw: Annual Report - red sheets and health report

Morning John

Please find attached the Annual Report, Health Report, and other publishing documents for your review.

		Author	Title
[ Link]		Eilish Meha	Publishing the 2018 ODMHAS Annual Report

Ngā mihi,

Eilish Meha

Advisor | Rights and Protection |
Mental Health and Addiction

Ministry of Health | Manatū Hauora | www.health.govt.nz



----- Forwarded by Eilish Meha/MOH on 05/06/2020 09:25 a.m. -----

From: Stephen Enright/MOH
To: Eilish Meha/MOH@MOH,
Cc: Hester Roberts/MOH@MOH
Date: 05/06/2020 08:59 a.m.
Subject: Re: Annual Report - red sheets and health report

Hi Eilish,

Happy to go this to go to John. If the infographic is ready it might be good to include but not essential.

Well done!!

Happy for this email to confirm my signature on both red and green sheets

Ngā mihi,

Stephen Enright
Manager, Rights and Protection
Office of the Director of Mental Health and Addiction
Ministry of Health
DDI: **s 9(2)(a)**

<http://www.health.govt.nz>

<mailto:stephen.enright@health.govt.nz>

Eilish Meha---04/06/2020 10:21:27 am---Hello! I think I've finalised the documents to begin the sign-out process. I was hoping one of you c

From: Eilish Meha/MOH
To: Stephen Enright/MOH@MOH, Hester Roberts/MOH@MOH
Date: 04/06/2020 10:21 am
Subject: Annual Report - red sheets and health report

Hello!

I think I've finalised the documents to begin the sign-out process. I was hoping one of you could check that it's okay?

		Author	Title
[ Link]		Eilish Meha	Publishing the 2018 ODMHAS Annual Report

I'll try make contact with Dylan Moran sometime this week to sort out the comms side of things.

Ngā mihi,

Eilish Meha

Advisor | Rights and Protection |
Mental Health and Addiction

Ministry of Health | Manatū Hauora | www.health.govt.nz



- notesdoclink.gif

To: Kiri Richards <Kiri.Richards@health.govt.nz>

CC: Eilish Meha <Eilish.Meha@health.govt.nz>, Stephen Enright

<Stephen.Enright@health.govt.nz>, Robyn Shearer <Robyn.Shearer@health.govt.nz>

From: John Crawshaw <John.Crawshaw@health.govt.nz>

Date: Thu, 4 Jun 2020 23:22:14 +0000

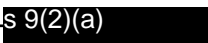
Subject: Fw: Annual Report - red sheets and health report

Hi Kiri

We are about to publish the ODMHAS Annual Report for 2018. This was delayed due to the impact of COVID-19 and the need to divert resources to support it (especially the media and publication team). This now means that it will occur in the same time frame as the interim report from the Initial Commission and the HDC Report. Robyn and I are keen to include a paragraph in the noting Health Report that alerts the Minister to this and puts some context into it. Can you or one of your team assist?

John

Dr John Crawshaw
Director of Mental Health and Addiction
133 Molesworth St, Wellington 6011
P O Box 5013, Wellington 6140

Direct : +s 9(2)(a) 

Fax: +64 4 496 2559

Email: john.crawshaw@health.govt.nz

----- Forwarded by John Crawshaw/MOH on 05/06/2020 11:16 a.m. -----

From: Eilish Meha/MOH
To: John Crawshaw/MOH@MOH,
Cc: Stephen Enright/MOH@MOH
Date: 05/06/2020 09:25 a.m.
Subject: Fw: Annual Report - red sheets and health report

Morning John

Please find attached the Annual Report, Health Report, and other publishing documents for your review.

Author	Title
 Eilish Meha	Publishing the 2018 ODMHAS Annual Report

Ngā mihi,

Eilish Meha

Advisor | Rights and Protection |

Mental Health and Addiction

Ministry of Health | Manatū Hauora | www.health.govt.nz



----- Forwarded by Eilish Meha/MOH on 05/06/2020 09:25 a.m. -----

From: Stephen Enright/MOH
To: Eilish Meha/MOH@MOH,
Cc: Hester Roberts/MOH@MOH
Date: 05/06/2020 08:59 a.m.
Subject: Re: Annual Report - red sheets and health report

Hi Eilish,

Happy to go this to go to John. If the infographic is ready it might be good to include but not essential.

Well done!!

Happy for this email to confirm my signature on both red and green sheets

Ngā mihi,

Stephen Enright
Manager, Rights and Protection
Office of the Director of Mental Health and Addiction
Ministry of Health
DDI: s 9(2)(a)

<http://www.health.govt.nz>

<mailto:stephen.enright@health.govt.nz>

From: Eilish Meha/MOH
To: Stephen Enright/MOH@MOH, Hester Roberts/MOH@MOH
Date: 04/06/2020 10:21 am
Subject: Annual Report - red sheets and health report

Hello!

I think I've finalised the documents to begin the sign-out process. I was hoping one of you could check that it's okay?

Author	Title
Eilish Meha	Publishing the 2018 ODMHAS Annual Report

I'll try make contact with Dylan Moran sometime this week to sort out the comms side of things.

Ngā mihi,

Eilish Meha

Advisor | Rights and Protection |
Mental Health and Addiction
Ministry of Health | Manatū Hauora | www.health.govt.nz

To: John Crawshaw <John.Crawshaw@health.govt.nz>
From: Robyn Shearer <Robyn.Shearer@health.govt.nz>
Date: Sun, 26 Apr 2020 00:33:57 +0000
Subject: e: ODMHAS Annual Report publication

Hi John

Thanks for sending through. The reality on what is being signed off by the Minister is in a wait list due to the number of COVID related policy areas being progressed with urgency.

As previously discussed I would be in favour of having this process reviewed so that we can make this information more 'real time'. I believe this could sit with the data and info team in Kiri's area. I will review and come back to you as soon as i can on this current work but would also like to discuss how this can be progressed differently.

Ngā mihi

Robyn Shearer

Deputy Director-General

I Mental Health and Addiction | Manatū Hauora/Ministry of Health

I [Waea pukoro](mailto:Waea.pukoro@s9(2)(a)@imera): s 9(2)(a) | imera xxxxx.xxxxxxx@xxxxxx.xxxx.xx



Sign up for updates here health.govt.nz/MHAupdate

From: John Crawshaw/MOH
To: Robyn Shearer/MOH@MOH,
Date: 23/04/2020 10:09 a.m.
Subject: ODMHAS Annual Report publication

Hi Robyn


We are finally at the point of being able to send a Health Report across to the Minister for publication of the Annual Report. The final draft is below and we are in the final stages checking that all of the changes have been made. We also have a Health Report ready to go to the Minister. As I have been having requests for the information in the report I would favour us progressing this through sign-out to the Minister next week. I thought I would check with you re the next steps.

John


Dr John Crawshaw
Director of Mental Health and Addiction
133 Molesworth St, Wellington 6011
P O Box 5013, Wellington 6140

Direct s 9(2)(a)
Fax: +64 4 496 2559
Email: john.crawshaw@health.govt.nz

Out of scope



Out of scope



From: Jenny McCaughey/MOH
To: Eilish Meha/MOH@MOH,
Cc: Geneva Ruppert-Wise/MOH@MOH
Date: 22/04/2020 04:41 p.m.
Subject: Annual Report attached this time

Hi Eilish/Geneva


Here is the PDF I should have attached :-)

Ngā mihi Jenny

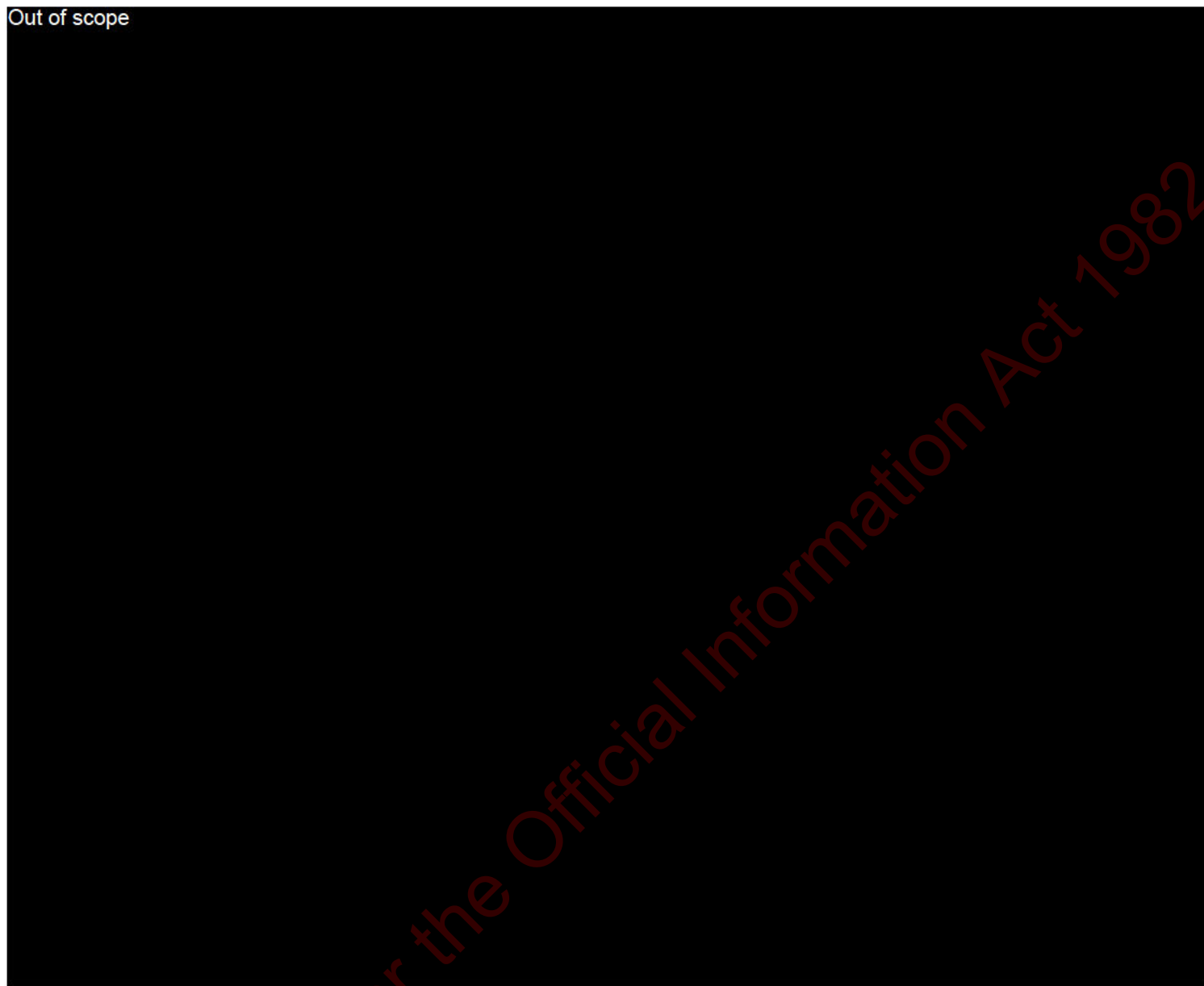
Jenny McCaughey
Advisor, Communications Channel and Insight
Office of the Director-General
Ministry of Health

Cell; s 9(2)(a)

Out of scope



Out of scope



From: Eilish Meha/MOH
To: Stephen Enright/MOH@MOH, John Crawshaw/MOH@MOH, Toni Dal Din/MOH@MOH, Hester Roberts/MOH@MOH
Date: 05/08/2020 04:39 pm
Subject: Fw: ODMH Annual Report 2018V5.pdf

Hello

I had a quick chat with Kate today about the report. We've agreed on a few things:

- John's foreword will be re-worded - Kate is to do this. She is going to include the inquiry and add a paragraph detailing the lateness of the report
- The 'Context' section will have the part explaining the Ministry of Health removed - instead we will replace it with the objective/purpose of the report and go into the context from there

- She would like the 'Executive Summary' section gone and so I've agreed just so the report is streamlined
- Following the 'Context' we will go into giving an overview of the Mental Health Act and SACAT
- The 'Specialist mental health and addiction services' section at the front of the report will be moved to the 'Ensuring service quality' part at the start - makes sense as it includes data
-

I'll do those changes in the coming days, and I'm trying to get it to Jenny by Friday for re-formatting the PDF.

The one issue still is the Suicide chapter. She would like the whole thing to be removed still. I'm not sure where to go on that from here.

She would also like the report to go to Arran, Toni, and Carla after it's been finalised for their review.

Ngā mihi,

Eilish Meha

Advisor | Rights and Protection |
Mental Health and Addiction

Ministry of Health | Manatū Hauora | www.health.govt.nz

[Redacted]

----- Forwarded by Eilish Meha/MOH on 05/08/2020 04:32 pm -----

From: Eilish Meha/MOH
To: Stephen Enright/MOH@MOH
Cc: Kate Clark/MOH@MOH, John Crawshaw/MOH@MOH, Toni Dal Din/MOH@MOH, Hester Roberts/MOH@MOH
Date: 30/07/2020 10:33 am
Subject: Re: ODMH Annual Report 2018V5.pdf

Hello

Please find attached the copy of the report with our responses.

[ODMH Annual Report 2018V5 - KC edit.docx.pdf](#)

Ngā mihi,

Eilish Meha

Advisor | Rights and Protection |
Mental Health and Addiction

Ministry of Health | Manatū Hauora | www.health.govt.nz

[Redacted]

From: Stephen Enright/MOH
To: Kate Clark/MOH@MOH

Cc: Eilish Meha/MOH@MOH, John Crawshaw/MOH@MOH, Toni Dal Din/MOH@MOH, Hester Roberts/MOH@MOH
Date: 30/07/2020 10:01 am
Subject: Re: ODMH Annual Report 2018V5.pdf

Morena Kate,

Thank you for your markup of this report. We understand that with the delay in publishing aspects of the report are now quite historical in nature and understand the need for the other data and information that has been published to avoid unnecessary confusion.

Eilish is rewording the opening pages and we met this morning to discuss. We agree with most of your helpful comments and suggested changes. There are a few areas we would argue against changing though. These relate to data sets and information that we doubt would be available publicly if not retained in this annual report. Would the best way forward be for Eilish to include our comments and arguments for inclusion. You could then consider these and meet next week if need be to discuss?

As requested attached is the draft mailing list and cover letter.



[2018 Annual Report Mailing List.xlsx](#)

We will happily brief Carla, Toni, Richard and Arran on this report.

Ngā mihi,

Stephen Enright
Manager, Rights and Protection
Office of the Director of Mental Health and Addiction
Ministry of Health
DDI: § 9(2)(a)

<http://www.health.govt.nz>

<mailto:stephen.enright@health.govt.nz>

From: Kate Clark/MOH
To: Eilish Meha/MOH@MOH, Stephen Enright/MOH@MOH
Cc: John Crawshaw/MOH@MOH
Date: 28/07/2020 01:36 pm
Subject: ODMH Annual Report 2018V5.pdf

Hi Eilish and Stephen

Thanks for your time this morning. I've marked up my suggestions in this document. Feel free to ask if you have any questions.

I've cut out some sections where it doesn't seem there is anything in particular relating to 2018. Or where the content is broader than the Mental Health Act and relates to other areas of work across the directorate.

Also, given we now have a suicide prevention office, I have taken out the section on suicide and left the part that relates to suicide where there are people in specialist mental health care. Any information about suicide should be referred through to the SPO.

Eilish, I understand you will have a go at the front section of the document. I am happy to help with this or review once you have something more consolidated.

I understand you are printing this document and sending to approximately 100 people. Can I please see the list of people this will be sent to?

John, given the content of this report, I would suggest you share a copy with Richard, Carla and Toni (and Arran) for awareness as this content does touch on their areas of work

Also, once this is out, it would be good to talk about what is required for 2019. Given there is no statutory requirement for producing this document, I would suggest we could do something considerably different (and much shorter). I'd like to help shape up what that could look like.

I'm happy to discuss any of this.

Thanks!
Kate

Kate Clark | Programme Director, Strategic Engagement | Mental Health and Addiction s 9(2)(a)



Sign up for updates here health.govt.nz/MHAupdate

[ODMH Annual Report 2018V5.pdf](#)

[Redacted] - ActiveMail.nsf [Redacted] - ODMH Annual Report 2018V5 - KC edit.docx.pdf [Redacted] - 2018 Annual Report
Out of scope
[Redacted]

Sent by:
x@x
vt.nz

To: x@x
cc:
bcc:

03/09/2020 12:37 pm

Subject: Annual report - feedback

Hi John,

As discussed.

- *It seems that the scope for the report is greater than the current scope of ODMH*
- *The early parts of the report emphasise the DMH's role in improving quality and equity but there is very little commentary on these things. There is a lot of data and negative statistics but no information about what we are doing in this space?*
- *If it hasn't happened already we need Bernard to review.*
- *There are different time periods reported on throughout the report.*

I've made a lot of detailed comments throughout, which I'm happy to discuss if that is easier.

Kind regards

Toni

From: Kate Clark <Kate.Clark@health.govt.nz>

Sent: Monday, 31 August 2020 6:04 pm

To: Arran Culver <Arran.Culver@health.govt.nz>; Toni Gutschlag <

Toni.Gutschlag@health.govt.nz>; Richard Taylor <Richard.Taylor@health.govt.nz>; Carla na Nagara <Carla.na.Nagara@health.govt.nz>

Cc: Kiri Richards <Kiri.Richards@health.govt.nz>; John Crawshaw <John.Crawshaw@health.govt.nz>

Subject: FW: Annual report - edited version

Hi Arran, Toni, Richard and Carla

Please find attached a near completed version of the Annual Report for John's team.

The information in this all has relevance to your teams so it would be helpful if you could review this and let John and I know if you have any comments.

Could you please let us know by COP Wednesday?

Thanks
Kate

Kate Clark | Programme Director, Strategic Engagement | Mental Health and Addiction | S
[REDACTED]



Sign up for updates here health.govt.nz/MHAupdate

Sent by:
Stephen.Enright@health.govt.nz

To: xxxx.xxxxxxxx@xxxxxx.xxxx.xx
cc:
bcc:

07/09/2020 01:49 pm

Subject: Annual report - feedback

From: Stephen Enright <Stephen.xxxxxxx@xxxxxx.xxxx.xx>

Sent: Monday, September 7, 2020 1:49:50 AM

To: John Crawshaw <John.Crawshaw@health.govt.nz>

Subject: RE: Annual report - feedback

Hi John,

I think we can easily incorporate a lot of Toni's helpful comments.

In general the aim of the report to provide a record of the work of the Office. I think we have improved the quality of that data, we have avoided all but basic commentary on the data as we have always lacked the human resource to do so. The form of the report has not really changed over the years. Comparative data can be found by looking back through the previous reports on our website. I am relaxed about removing parts that Toni sees as out of scope. However if we don't publish ECT data the Ministry will be obliged to do so in some other way as per the 2004 Govt response to a petition to ban that treatment.

I don't see the statistics as negative rather they are part of an accurate record built up overtime. Again I think we lack the human resource to analyse and then comment on the data.

Specific comments:

Guidelines – happy to reframe in terms of the DAP work and the approach after the MH Inquiry

FTAC – happy to remove

Ensuring service quality – this section could go (although people may ask why). I think we should try and keep the discharge planning part as it used be the MH Target, but that could go.

Use of MH Act - Comparative data is available from previous reports – could say so and define RC – perhaps refer to 2013 report which describes all the roles with vignettes. We don't have the resource to analyse and comment on the rate changes.

Advisors may be able to comment 2007 – 2018 seclusion question.

Adverse events relate to our reportable events system and the difference needs to be explained I think.

You may be able to comment on the OST death requirements.

I hope this is helpful, happy to discuss. I note the HRC are looking around for the report. I hope this

team does not bear the blame for the delay. From my point of view we were ready to publish late last year. Decisions made outside the team lead to an initial delay, then Covid.

Would it be helpful wo sit down with Toni to discuss?

Best

Stephen

From: John Crawshaw <John.Crawshaw@health.govt.nz>
Sent: Monday, 7 September 2020 10:42 am
To: Stephen Enright <Stephen.xxxxxxx@xxxxxx.xxxx.xx>
Subject: FW: Annual report - feedback
Importance: High

Dr John Crawshaw
Director of Mental Health and Addiction
133 Molesworth St, Wellington 6011
P O Box 5013, Wellington 6140

Direct s 9(2)(a)
Email: john.crawshaw@health.govt.nz

From: Toni Gutschlag <Toni.Gutschlag@health.govt.nz>
Sent: Thursday, 3 September 2020 12:37 pm
To: John Crawshaw <John.Crawshaw@health.govt.nz>
Subject: FW: Annual report - feedback
Importance: High

Hi John,
As discussed.

- *It seems that the scope for the report is greater than the current scope of ODMH*
- *The early parts of the report emphasise the DMH's role in improving quality and equity but there is very little commentary on these things. There is a lot of data and negative statistics but no information about what we are doing in this space?*
- *If it hasn't happened already we need Bernard to review.*
- *There are different time periods reported on throughout the report.*

I've made a lot of detailed comments throughout, which I'm happy to discuss if that is easier.

Kind regards
Toni

From: Kate Clark <Kate.Clark@health.govt.nz>
Sent: Monday, 31 August 2020 6:04 pm
To: Arran Culver <Arran.Culver@health.govt.nz>; Toni Gutschlag <Toni.Gutschlag@health.govt.nz>; Richard Taylor <Richard.Taylor@health.govt.nz>; Carla na Nagara <Carla.na.Nagara@health.govt.nz>
Cc: Kiri Richards <Kiri.Richards@health.govt.nz>; John Crawshaw <John.Crawshaw@health.govt.nz>
Subject: FW: Annual report - edited version

Hi Arran, Toni, Richard and Carla

Please find attached a near completed version of the Annual Report for John's team.

The information in this all has relevance to your teams so it would be helpful if you could review this and let John and I know if you have any comments.

Could you please let us know by COP Wednesday?

Thanks
Kate

Sent by:
Heather.Raeburn@health.
govt.nz

To: ~~xxxx@xxx~~
cc:
bcc:

01/10/2020 01:34 pm

Subject: Comments on data sets in 2018 Annual Report

Here are my initial thoughts and comments regarding the data presented in the 2018 Annual Report currently, I've added on top of Toni's comments so we can try to keep all comments consolidated since we don't currently have a word file of this version.

Overall, I think there needs to be a conversation about what if any data remains that shows a by DHB breakdown. In many places I've suggested, if possible, changing to graphs/tables over time which would also enable presenting the 2019 data in the same graph/table. There is a lot of text verbally describing data that is then displayed visually immediately after, I think this can be quite condensed to relying primarily on the visual representations and only having text to explain what is represented.

I do query whether any of the suicide data should be included here, I realise its data pre-SPO, but I think it might be confusing at this point in time to be reporting any suicide data, regardless of the date of the data, outside of the SPO.

Lastly, another large chunk that I think might be able to come out is the data about special patients, its interesting and needs to be reviewed internally but I'm not certain it is super useful for the public reporting. Presenting this data also results in a lot of text simply trying to explain what a special is, etc. that likely isn't necessary if we're wanting to reduce content.

Once there is agreement on what data stays and what is removed, as well as whether anything is changed to an over time presentation, it will be easier to further review what text should be removed.

Heather Raeburn (pronouns: she/her)

Principal Policy Analyst | Strategy & Policy | Mental Health and Addiction | Ministry of Health

Wellington 6145 | DDI: [REDACTED] s 9(2)(a)

Note: I work from home Mondays, Tuesdays and Fridays

[REDACTED] - ODMH Annual Report 2018V5 tg edit 10920 (003) HMR data comments.pdf [REDACTED] -
put-in-cabinet-data.json

Released under the Official Information Act 1982

Sent by:
Heather.Raeburn@health.
govt.nz

To: xxxx.xxxxxxxx@xxxxxx.xxxx.xx
cc:
bcc:

15/10/2020 03:14 pm

Subject: Annual Report Comments in Word version

There is some variation between the word and pdf files in terms of where some sections are located, but otherwise seemed substantially similar. Here are my suggestion on data and sections that could be removed maybe or shortened. Again, really need to consider the question of DHB breakdowns, and then would need to check with Barry and Heidi how feasible it might be to change some things to graphs over time (per a lot of Toni's comments in the pdf file) and then adding 2019 data onto those.

There will also need to be a robust intro which explains why the data here will not be the same as data that has been presented in previous years, and should be clear and transparent that we will provided data not included hear by request and give nfo on how to make a request – I don't think we can avoid this.

Heather Raeburn (pronouns: she/her)

Principal Policy Analyst | Strategy & Policy | Mental Health and Addiction | Ministry of Health

Wellington 6145 | DDI: +64 9 (2)(a) [REDACTED]

Note: I work from home Mondays, Tuesdays and Fridays

[REDACTED] - ODMHAS annual report final (002) HMR edits.docx [REDACTED] - put-in-cabinet-data.json

Office of the Director of Mental Health and Addiction Services Annual Report 2018



Disclaimer

The purpose of this publication is to inform discussion about mental health and addiction services and outcomes in New Zealand, and to assist in policy development.

This publication reports information provided by district health boards and non-governmental organisations via the Programme for the Integration of Mental Health Data (PRIMHD). It is important to note that, because PRIMHD is a dynamic collection, it was necessary to wait some time before publishing a record of the information contained in that collection. This means that it is less likely that the information will need to be amended after publication (see Appendix 1).

Although every care has been taken in preparing this document, the Ministry of Health cannot accept legal liability for any errors, omissions or damages resulting from reliance on the information it contains.

A note on the cover

'Butterflies and Bees' by Sarah Jordon

Sarah has always had a passion for painting and attended the Elam School of Fine Arts. She says, 'My life revolves around filling canvasses with colour!'

Vincents Art Workshop is a community art space in Wellington established in 1985. A number of people who attend the workshop have had experience of mental health services or have a disability, and all people are welcome. Vincents models the philosophy of inclusion and celebrates the development of creative potential and growth. vincents.co.nz

Citation: Ministry of Health. 2020. *Office of the Director of Mental Health and Addiction Services: Annual Report 2018*. Wellington: Ministry of Health.

Published in September 2020 by the Ministry of Health PO Box 5013, Wellington 6140, New Zealand

ISBN 978-1-98-859786-7 (print)

ISBN 978-1-98-859787-4 (online)

HP 7385

This document is available at: health.govt.nz



This work is licensed under the Creative Commons Attribution 4.0 International licence. In essence, you are free to: share, ie, copy and redistribute the material in any medium or format; adapt, ie, remix, transform and build upon the material. You must give appropriate credit, provide a link to the licence and indicate if changes were made.

Foreword



Tēnā koutou.

Nau mai ki tēnei tekau mā whā o ngā Rīpoata ā Tau a te Āpiha Kaitohu Tari Hauora Hinengaro mō te Manatū Hauora. Kei tēnei tūnga te mana whakaruruhau kia tika ai te tiaki i te hunga e whai nei i te oranga hinengaro me te waranga. I a tau ka pānuitia tēnei rīpoata kia mārama ai te kaitiakitanga me te takohanga o te āpiha nei ki te katoa.

Welcome to the 14th annual report of the Office of the Director of the Mental Health and Addiction Services. It presents information about specialist mental health and addiction services as to provide transparency and as an opportunity to look for areas of improvement, to ensure that all New Zealanders have access to high-quality care.

In November 2018, the final report of the Government Inquiry into Mental Health and Addiction in New Zealand, He Ara Oranga: Report of the Government Inquiry into Mental Health and Addiction (He Ara Oranga), was published. Some of its key themes relating to the work of the Office are equity, human rights in care, and mental health legislation.

Significant concerns around the Mental Health (Compulsory Assessment and Treatment) Act 1992 (the Mental Health Act) include its implications for meeting our human rights obligations, being culturally responsive and meeting family and whānau obligations, to name a few. While it will be necessary to amend the legislation to resolve some of these issues fully, we have begun to address them by updating the Guidelines to the Mental Health (Compulsory Assessment and Treatment) Act 1992 (Ministry of Health 2012d) for those who administer the Mental Health Act, in order to place human rights at the forefront of care.

He Ara Oranga also amplified concerns around the use of indefinite treatment orders. For this reason, this report includes information about indefinite orders, categorised by the duration of the order, district health board, ethnicity and sex. We hope that reflecting on the past will help the sector to consider the future in more depth and improve services.

The Office continues to work towards ensuring patient safety and equity in care. We hope that the information in this report will build on the kōrero around improving the sector that He Ara Oranga has led.

In 2018, the Ministry of Health established the Mental Health and Addiction directorate – which this office is now part of. This report provides a snapshot of the work that is monitored within the remit of the Office of the Director of Mental Health and Addiction and not the wider directorate.

Putting this report together requires the compilation of complex data which takes some time. This along with the global COVID-19 pandemic has resulted in this report being published later than anticipated.

In the interim, a significant amount has happened in the mental health and addiction sector. Working with the sector the Mental Health and Addiction directorate has made significant progress on delivering the recommendations from He Ara Oranga. Work is continuing at pace to continue the work that the report recommended and that will make a significant difference for all New Zealanders' mental wellbeing.

Noho ora mai

Dr John Crawshaw
Director of Mental Health
Director of Addiction Services

Released under the Official Information Act 1982



Contents

Foreword	III
Context/Introduction	XI
Ministry of Health	XI
Office of the Director of Mental Health and Addiction Services	XI
Mental health and addiction sector overview in 2018	XII
Mental Health (Compulsory Assessment and Treatment) Act 1992	1
Substance Addiction (Compulsory Assessment and Treatment) Act 2017	3
Activities for 2018	5
Mental Health Act Guidelines	5
Fixated Threat Assessment Centre	5
Victims' Rights Act guidelines	6
Ensuring service quality	7
Specialist mental health and addiction services	7
Use of the Mental Health (Compulsory Assessment and Treatment) Act 1992	13
Use of the Substance Addiction (Compulsory Assessment and Treatment) Act 2017	36
Seclusion	38
Special and restricted patients	50
Mental health and addiction adverse event reporting	57
Death by suicide	60
Substance use treatment	65
Electroconvulsive therapy	75
References	83
Appendix 1: Key databases and caveats	85
Appendix 2: Additional statistics	88
Appendix 3: Special patients	94

List of figures

Figure 1: Number of people engaging with specialist services each year, 2011–2018	8
Figure 2: Percentage of service users accessing only community services, 1 January to 31 December 2018	9
Figure 3: Responses to the statement 'I would recommend this service to friends and family if they needed similar care or treatment', 1 January to 31 December 2018	10
Figure 4: Percentage of people seen by mental health services within three weeks (left) and within eight weeks (right), 1 January to 31 December 2018	10
Figure 5: Percentage of people seen by addiction services within three weeks (left) and within eight weeks (right), 1 January to 31 December 2018	11
Figure 6: Percentage of service users with a transition plan, by DHB, 1 January to 31 December 2018	12
Figure 7: Percentage of service users with a transition/wellness plan by DHB of domicile, 1 January to 31 December 2018	13
Figure 8: Average number of people on a given day subject to a community treatment order (section 29 of the Mental Health Act) per 100,000 population, by DHB, 1 January to 31 December 2018	17
Figure 9: Average number of people on a given day subject to an inpatient treatment order (section 30 of the Mental Health Act) per 100,000 population, by DHB, 1 January to 31 December 2018	18
Figure 10: Rate of people subject to compulsory treatment order applications (including extensions) per 100 000 population, by age group, 2004–2018	19
Figure 11: Rate of people subject to compulsory treatment order applications (including extensions) per 100,000 population, by sex, 2004–2018	19
Figure 12: Rate of people subject to indefinite community treatment orders per 100,000 population, by DHB, open on 31 December 2018	21
Figure 13: Percentage of people subject to indefinite community treatment orders, by sex, 1 January to 31 December 2018	23
Figure 14: Number of people subject to indefinite inpatient treatment orders per 100,000 population, by DHB, 1 January to 31 December 2018	23
Figure 15: Percentage of people subject to indefinite inpatient treatment orders, by sex, 1 January to 31 December 2018	25
Figure 16: Rate ratio of Māori to non-Māori subject to a community treatment order (section 29) under the Mental Health Act per 100,000 population, by DHB, 1 January to 31 December 2018	28
Figure 17: Rate ratio of Māori to non-Māori subject to an inpatient treatment order (section 30) under the Mental Health Act per 100,000 population, by DHB, 1 January to 31 December 2018	29

Figure 18: Age-standardised rates of Māori and non-Māori subject to community and inpatient treatment orders (sections 29 and 30 respectively) under the Mental Health Act, by sex, 1 January to 31 December 2018	30
Figure 19: Length of time spent subject to community and inpatient treatment orders (sections 29 and 30) under the Mental Health Act for Māori and non-Māori, 2009–2016	31
Figure 20: Rate ratio of Māori to non-Māori subject to indefinite community treatment orders per 100,000 population, by DHB, 1 January to 31 December 2018	31
Figure 21: Rate ratio of Māori to non-Māori subject to indefinite inpatient treatment orders per 100,000 population, by DHB, 1 January to 31 December 2018	32
Figure 22: Average national percentage of consultation with families and whānau for particular assessment and treatment events, 1 January to 31 December 2018	35
Figure 23: Average percentage of consultation with families and whānau across all assessment and treatment events, by DHB, 1 January to 31 December 2018	35
Figure 24: Reasons for not consulting families and whānau, 1 January to 31 December 2018	36
Figure 25: Number of people secluded in adult inpatient services nationally, 2007–2018	40
Figure 26: Total number of seclusion hours in adult inpatient services nationally, 2007–2018	40
Figure 27: Number of people secluded across all inpatient services (adult, forensic, intellectual disability and youth), by age group, 1 January to 31 December 2018	42
Figure 28: Number of seclusion events across all inpatient services (adult, forensic, intellectual disability and youth), by duration of event, 1 January to 31 December 2018	42
Figure 29: Number of people secluded in adult inpatient services per 100,000 population, by DHB 1 January to 31 December 2018	44
Figure 30: Number of seclusion events in adult inpatient services per 100,000 population, by DHB, 1 January to 31 December 2018	45
Figure 31: Seclusion indicators for adult inpatient services, Māori and non-Māori, 1 January to 31 December 2018	46
Figure 32: Percentage of people spending time in seclusion in adult inpatient services, Māori and non-Māori males and females, 1 January to 31 December 2018	47
Figure 33: Number of Māori and non-Māori aged 20–64 years secluded in adult inpatient services, 2007–2018	47
Figure 34: Total number of special patients, by DHB, 1 January to 31 December 2018	52
Figure 35: Percentage of court orders given for extended forensic care relative to short-term forensic care, by DHB, 1 January to 31 December 2018	53

Figure 36: Total number of special patients, by age group, 1 January to 31 December 2018	54
Figure 37: Percentage of special patients, by ethnicity, 1 January to 31 December 2018	54
Figure 38: Number of special patients, by ethnicity and special patient type, 1 January to 31 December 2018	55
Figure 39: Age-standardised rate of suicide of people aged 10–64 years, by service use, 2001–2016	62
Figure 40: Age-standardised rate of suicide of people aged 10–64 years, by age group, sex and service use, 2016	63
Figure 41: Percentage of patients subject to compulsory treatment certificates, by ethnicity, 1 January to 31 December 2018	69
Figure 42: Percentage of patients subject to compulsory treatment certificates, by number of weeks in detention, 2018	69
Figure 43: Percentage of people receiving opioid substitution treatment from specialist services and general practice, by DHB, 1 January to 31 December 2018	72
Figure 44: Number of people receiving opioid substitution treatment from a specialist service, general practice or prison service, 2008–2018	73
Figure 45: Number of people prescribed suboxone, 2008–2018	74
Figure 46: Number of opioid substitution treatment clients, by age group, 2008–2018	74
Figure 47: Percentage of withdrawals from opioid substitution treatment programmes, by reason (voluntary, involuntary or death), 2008–2018	75
Figure 48: Rate of people treated with electroconvulsive therapy per 100,000 population, 2005–2018	76
Figure 49: Number of people who received electroconvulsive therapy per 100,000 population, by DHB of domicile, 1 January to 31 December 2018	79
Figure 50: Number of people treated with electroconvulsive therapy, by age group and sex, 1 January to 31 December 2018	80

List of tables

Table 1: Number of completed section 95 inquiry reports that the Director of Mental Health received each year, 2003–2018	2
Table 2: Average number of people each month required to undergo assessment under sections 11, 13 and 14(4) of the Mental Health Act per 100,000 population, by DHB, 1 January to 31 December 2018	16
Table 3: Average number of people on a given day* subject to sections 29, 30 and 31 of the Mental Health Act per 100,000 population, by DHB, 1 January to 31 December 2018	17
Table 4: Rate ratio of Māori to non-Māori subject to indefinite community treatment orders per 100,000 population, open on 31 December 2018	22
Table 5: Rate ratio of Māori to non-Māori subject to indefinite inpatient treatment orders per 100,000 population, 1 January to 31 December 2018	24
Table 6: Age-standardised rates of Māori and non-Māori subject to community and inpatient treatment orders (sections 29 and 30 respectively) under the Mental Health Act, by sex, 1 January to 31 December 2018	30
Table 7: Number of seclusion events for people with intellectual disabilities, by DHB, 1 January to 31 December 2018	49
Table 8: Seclusion hours for people with intellectual disabilities, by DHB, 1 January to 31 December 2018	49
Table 9: Seclusion indicators for forensic mental health services, by DHB, 1 January to 31 December 2018	50
Table 10: Number of extended and short-term forensic care special patients, by DHB, 1 January to 31 December 2018	53
Table 11: Number of applications for section 50 long leave, revocation and reclassification sent to the Minister of Health for special patients and restricted patients, 1 January to 31 December 2018	56
Table 12: Outcomes of reportable death notifications under section 132 of the Mental Health Act, 1 January to 31 December 2018	58
Table 13: Number of mental health adverse events that DHBs reported to the Health Quality & Safety Commission, by type of event, 1 January to 31 December 2018	59
Table 14: Mental health adverse events that DHBs reported to the Health Quality & Safety Commission, by DHB, 1 January to 31 December 2018	59
Table 15: Number and age-standardised rate of suicide, by service use, people aged 10–64 years, 2016	61
Table 16: Number and age-standardised rate of suicide of people aged 10–64 years, by service use and sex, 2016	63
Table 17: Number and age-standardised rate of suicide, by age group, sex and service use, of people aged 10–64 years, 2016	64

Table 18: Number and age-standardised rate of suicide and deaths of undetermined intent, of people aged 10–64 years, by ethnicity and service use 2016	64
Table 19: Electroconvulsive therapy indicators, by DHB of domicile, 1 January to 31 December 2018	78
Table 20: Number of people treated with electroconvulsive therapy, by ethnicity, 1 January to 31 December 2018	80
Table 21: Electroconvulsive therapy administered under second opinion without consent, by DHB of service, 1 January to 31 December 2018	82
Table A1: Rate ratio Māori to non-Māori subject to a compulsory treatment order (section 29) under the Mental Health Act, 2013–2018	86
Table A2: Outcome of the Mental Health Act applications received by the Mental Health Review Tribunal, 1 July 2017 to 30 June 2018	88
Table A3: Results of inquiries under section 79 of the Mental Health Act held by the Mental Health Review Tribunal, 1 July 2017 to 30 June 2018	88
Table A4: Number and percentage of people in Mental Health Review Tribunal applications, by ethnicity, 1 July 2017 to 30 June 2018	89
Table A5: Sex of people making Mental Health Review Tribunal applications, 1 July 2017 to 30 June 2018	89
Table A6: Timeliness of applications heard by the Mental Health Review Tribunal, July 2016 to June 2018	90
Table A7: Applications for compulsory treatment orders or extensions, 2004–2018	91
Table A8: Types of compulsory treatment orders made on granted applications, 2004–2018	92
Table A9: Seclusion data in New Zealand mental health services, 1 January to 31 December 2018	93
Table A10: Types of orders that an insanity defence may inform	95



Context/Introduction

Ministry of Health

The objectives of this report are:

- publish information reportable under the Mental Health (Compulsory Assessment and Treatment) Act 1992 (the Mental Health Act) and the Substance Addiction (Compulsory Assessment and Treatment) Act 2017 (the Substance Addiction Act) respectively
- contribute to improving quality and equity in care for people with mental illness and addiction by monitoring services
- inform mental health and addiction service users, their families and whānau, service providers and members of the public about the role and function of the Office of the Director of the Mental Health and Addiction Services (the Office).

Office of the Director of Mental Health and Addiction Services

The Office works within the Mental Health and Addiction Directorate at the Ministry. The Directorate is responsible for overseeing the 'end-to-end' activities and functions for mental health and addiction services and leading the response to the Government Inquiry into Mental Health and Addictions, *He Ara Oranga: Report of the Government Inquiry into Mental Health and Addiction (He Ara Oranga)*.

The Director of Mental Health and the Director of Addiction Services are statutory roles appointed by the Director-General of Health, in accordance with section 91 of the Mental Health Act and section 86 of the Substance Addiction Act, respectively. These roles are both currently held by Dr John Crawshaw. Duties of the Director of Mental Health and Addiction Services include:

- issuing guidelines on the Mental Health Act and the Substance Addiction Act and standards on the care and treatment of patients subject to either of these Acts
- approving activities in relation to special patients under the Mental Health Act
- visiting mental health and addiction treatment centres for monitoring purposes
- overseeing and liaising with services in order to improve patient safety and equity in care.

The Office supports the Director in this work.

Mental health and addiction sector overview in 2018

On 23 January 2018, the Government announced details of the Government Inquiry into Mental Health and Addiction (the Inquiry). The purpose of the Inquiry was to identify unmet needs and make recommendations for a better mental health and addiction system for New Zealand. Former Health and Disability Commissioner, Professor Ron Paterson, chaired the Inquiry.

On 4 December 2018, the Inquiry published its findings in *He Ara Oranga*, which included 40 recommendations for the Government. On 29 May 2019, the Government released its response to the Inquiry, accepting 38 out of the 40 recommendations. We look forward to providing further detail in the 2019 report on ways the Office has supported the implementation of these recommendations.

In February 2018, the Substance Addiction Act came into effect. This legislation replaced the Alcoholism and Drug Addiction Act 1966. The Substance Addiction Act deals with consumers with severe addictions who do not have the capacity to make informed decisions about their care. The Substance Addiction Act contains a high threshold for detaining service users and strives to affirm their cultural identity. For more information about the Substance Addict on Act, see page 73.

The Office recognises human rights, quality and equity of patient care and community outreach as key issues in the mental health and addiction sector. In 2018, this commitment was mirrored in the wider Mental Health and Addiction Directorate.

- The Office started to revise the Guidelines to the Mental Health Act in response to concerns that the United Nations' Committee on the Rights of Persons with Disabilities identified in 2014.
- The Office continued to carefully monitor disparities in rates of Māori service users, as well as communicating the importance of whānau engagement with the sector.
- The Office recognised that many factors can influence mental health and addictions and so maintained relationships with other ministries and non-governmental organisations (NGOs) to understand how to improve the wellbeing of New Zealanders from different angles.
- Looking forward, the Office will continue its monitoring and regulatory role to inform and improve the quality and equity of care and protection of rights of clients.

Mental Health (Compulsory Assessment and Treatment) Act 1982

The Mental Health Act defines the circumstances in which people may be subject to compulsory mental health assessment and treatment. It provides a framework for balancing personal rights with public interests when a person is a serious danger to themselves or others due to mental illness.

The long title of the Act states that its purpose is to:

redefine the circumstances in which and the conditions under which persons may be subjected to compulsory psychiatric assessment and treatment, to define the rights of such persons and to provide better protection for those rights, and generally to reform and consolidate the law relating to the assessment and treatment of persons suffering from mental disorder.

See the 'Ensuring service quality' section of this report for data on the use of the Mental Health Act.

Administering the Mental Health Act

The chief statutory officer under the Mental Health Act is the Director of Mental Health (the Director), appointed under section 91 of the Mental Health Act. The Director is responsible for the general administration of the Mental Health Act under the direction of the Minister of Health and Director-General of Health. The Director's functions and powers under the Mental Health Act allow the Ministry to provide guidance to mental health services.

In each DHB, the Director-General of Health appoints a Director of Area Mental Health Services (DAMHS) under section 92 of the Mental Health Act. The DAMHS is a senior mental health clinician responsible for administering the Mental Health Act within their DHB area. They must report to the Director quarterly on the exercise of their powers, duties and functions under the Mental Health Act (Ministry of Health 2012a).

Protecting the rights of people subject to compulsory treatment

District inspectors

Although under the Mental Health Act the Ministry expects each DAMHS to protect the rights of people in their area, the Mental Health Act also provides for independent monitoring mechanisms. The Minister appoints qualified lawyers as district inspectors to protect people's rights under section 94 of the Mental Health Act.

District inspectors protect specific rights and investigate alleged breaches of rights under the Mental Health Act, address concerns of family and whānau and monitor services to check they are complying with the Mental Health Act process. For a list of current district inspectors, see the 'Mental health district inspectors' section of the Ministry of Health's website.¹

¹ health.govt.nz/our-work/mental-health-and-addictions/mental-health/mental-health-district-inspectors/mental-health-district-inspectors-list

Under the Mental Health Act, district inspectors must report to the DAMHS in their area within 14 days of inspecting a mental health service. They must also report monthly to the Director on the exercise of their powers, duties and functions. These reports provide the Director with an overview of mental health services and any problems that may be developing.

The Office's responsibilities in relation to district inspectors include:

- coordinating the appointment and reappointment of district inspectors
- managing district inspector remuneration
- receiving and responding to monthly reports from district inspectors
- organising twice-yearly national meetings of district inspectors
- facilitating inquiries under section 95 of the Mental Health Act
- implementing the findings of section 95 inquiries.

Section 95 inquiries

The Director will occasionally require a district inspector to carry out an inquiry under section 95 of the Mental Health Act (Ministry of Health 2012b). These inquiries investigate systemic issues across one or more mental health services. The district inspector will then make specific recommendations about the services.

No section 95 inquiries were completed during 2018. Table 1 shows the number of completed section 95 inquiry reports that the Director of Mental Health received between 2003 and 2018.

Table 1: Number of completed section 95 inquiry reports that the Director of Mental Health received each year, 2003–2018

2003	2004	2005	2006	2007	2008	2009	2010	2011	2012	2013	2014	2015	2016	2017	2018
1	2	1	4	1	1	3	2	1	1	0	0	1	2	0	0

Source: Office of the Director of Mental Health and Addiction Services records.

New Zealand Mental Health Review Tribunal

The New Zealand Mental Health Review Tribunal (the Tribunal) is a specialist independent tribunal empowered by law to review compulsory treatment orders, special patient orders and restricted patient orders. If a person disagrees with their treatment under the Mental Health Act, they can apply to the Tribunal to examine their condition and whether it is necessary to continue compulsory treatment. Where the Tribunal considers it appropriate, it may release the person from compulsory treatment status.

The Tribunal has three members: one must be a lawyer, one a psychiatrist and one a community member. A number of deputy members are also appointed to each position, to act where a particular member is not available. The Minister of Health appoints or reappoints members and deputy members, who typically hold office for three-year terms. The Minister has to be satisfied that the members provide a well-balanced Tribunal before agreeing to their appointment. On 19 September 2018, the

current Tribunal had had four new appointments and fifteen reappointments since the end of the previous term.

A selection of the Tribunal's published cases is available online.² The Tribunal carefully anonymises these cases to respect the privacy of the individuals and family and whānau involved. In publishing these cases, the Tribunal aims to improve public understanding of both its own work and mental health law and practices.

The main function of the Tribunal is to review the condition of people, in keeping with sections 79 and 80 of the Mental Health Act. Section 79 relates to people who are subject to ordinary compulsory treatment orders, and section 80 relates to the status of special patients. During the year ending 30 June 2018, the Tribunal heard 64 section 79 reviews and found five of these applicants fit to be released. In the same year, the Tribunal heard nine section 80 reviews and found one person fit to be released.

Other important functions of the Tribunal include:

- appointing psychiatrists authorised to offer second opinions (sections 59–61)
- reviewing district inspector investigations (section 75)
- recommending changes to the legal status of special patients (section 80)
- reviewing the condition of restricted patients (section 81).

For more information about the Tribunal's activities for the year ending 30 June 2018, see Appendix 2.

Substance Addiction (Compulsory Assessment and Treatment) Act 2017

The Substance Addiction Act came into force in February 2018. Its purpose is to enable people to receive compulsory treatment for severe substance addiction. Section 3 of the Act states the role of the Act is to:

- protect patients from harm
- comprehensively assess patients' needs
- treat and stabilise patients
- protect and enhance the mana and dignity of patients
- restore the capacity of patients to make informed decisions about substance use and future treatment
- help patients to transition to voluntary treatment.

See the 'Ensuring service quality' section of this report for data on uses of the Substance Addiction Act that must be published in line with section 119 of the Act.

Administering the Substance Addiction Act

The chief statutory officer under the Substance Addiction Act is the Director of Addiction Services, appointed under section 86 of the Act. The Director of Addiction

2 See www.nzlii.org/nz/cases/NZMHRT

Services is responsible for the general administration of the Substance Addiction Act under the direction of the Minister and the Director-General of Health.

Directors of Area Addiction Services (Area Directors) are appointed under section 88 of the Substance Addiction Act. Area Directors are experienced addiction treatment professionals who hold a senior role in a DHB addiction treatment service. Their primary statutory obligations are to administer and give clinical oversight of the Substance Addiction Act within their region.

Protecting the rights of people subject to compulsory treatment

The Minister appoints district inspectors under section 90 of the Substance Addiction Act. These inspectors perform similar duties to mental health district inspectors in that they uphold the rights of patients who are subject to compulsory assessment and treatment under the Substance Addiction Act. They too hold office for a three-year term.



Activities for 2018

Mental Health Act Guidelines

Section 130 of the Mental Health Act empowers the Director of Mental Health to issue guidelines. Guidelines may help promote the protection of people's rights under the Mental Health Act by clarifying the responsibilities of mental health services and clinicians.

In October 2018, the Ministry of Health initiated a project to revise the *Guidelines to the Mental Health (Compulsory Assessment and Treatment) Act* (the Guidelines), published in 2012 (Ministry of Health 2012d). This project began as part of the Ministry of Health's ongoing response to concerns that the United Nations' Committee on the Rights of Persons with Disabilities (the Committee) identified in 2014. Most notable among the Committee's concerns was the level of recognition given to decision-making capacity and the use of substituted rather than supported decision-making processes.

The Government has accepted a recommendation in *He Ara Oranga* to repeal and replace the Mental Health Act. Revising the Guidelines is not intended to pre-empt or take the place of repealing and replacing the Act. Instead, these revisions are intended to ensure that the current legislation is applied in a way that is as consistent as possible with New Zealand's international obligations.

Final revised Guidelines are expected to be published in 2020.

Fixated Threat Assessment Centre

Between September 2017 and June 2019, Health and Police, with the Parliamentary Service and the 3DHB Mental Health, Addictions, and Intellectual Disability Service, ran a small trial of the Fixated Threat Assessment Centre (FTAC) concept in New Zealand.

An FTAC is a prevention-focused collaboration that brings together police and mental health professionals to share information, conduct assessments and facilitate mental health treatment, law enforcement and other interventions to manage the risks that fixated people present.

The term 'fixated' refers to a very specific type of behaviour, where someone has an obsessional preoccupation with a person, place or cause and pursue it to an irrational degree. While fixated people may harm other people and groups, often it is the fixated person who suffers most. The fixated person's family and friends may also be impacted.

The New Zealand FTAC trial focused on the threats a small number of fixated people presented to members of Parliament. The Parliamentary Service made 70 referrals to FTAC during the trial period. Consistent with overseas research, the trial found that the most of these people had unmet mental health needs and were often already known to other agencies such as Police (Every-Palmer et al 2015).

As of 1 July 2019, FTAC has been established permanently. The service enables agencies to understand a fixated person's behaviour and the type of interventions that they may need. Police and mental health professionals work together to assess people's needs and to support them to get help where necessary.

Victims' Rights Act guidelines

The Victims' Rights Act 2002 sets out specific rights for victims of crime. It details obligations for some government agencies to notify registered victims of certain events relating to their offender.

A small subset of offenders and alleged offenders need to be assessed or treated for their mental health needs in a hospital. When this occurs the Victims' Rights Act sets out exceptions to the Privacy Act 1993 allowing registered victims to receive certain notifications. This includes getting prior notice of the person's first unescorted leave and first unescorted overnight leave from hospital. Directors of Area Mental Health Services within DHBs make these notifications.

In 2018, the Ministry of Health published updated Victims' Rights Act guidelines for DAMHS. It also published an information sheet for registered victims of people detained in hospital for mental health assessment or treatment, giving them information about special patient processes including leave, discharge and end of sentence.

For more information about victims' rights under the law, see Appendix 3.



Ensuring service quality

This section presents statistics on mental health and addiction services. These include mechanisms of the Mental Health Act and the Substance Addiction Act, as well as consumer satisfaction, waiting times, transition plans, special patients, serious adverse events and specialist treatment regimes.

Specialist mental health and addiction services

Specialist mental health and addiction services

In 2018, specialist mental health and addiction services engaged with 182,233 people (3.7 percent of the New Zealand population).³ Of these, 106,789 clients saw their district health board (DHB) only, 34,431 saw an NGO and 37,394 saw both their DHB and NGO.⁴

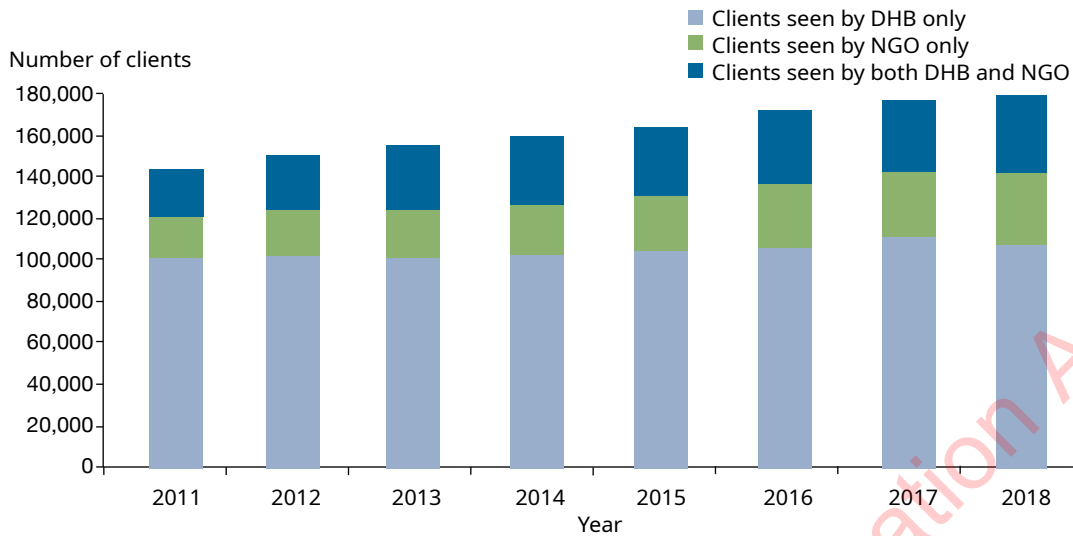
Figure 1 shows that the number of people engaging with specialist services gradually increased from 2011 to 2018. Several changes could explain this rise; for example, data collection has become more accurate; the New Zealand population is growing;⁵ services are more visible and accessible; and providers have stronger referral relationships.

3 Programme for the Integration of Mental Health Data (PRIMHD) as at 12 February 2020.

4 These numbers do not include clients with no domiciled DHB on record (because they are overseas clients or their DHB of domicile is unknown).

5 Between 2011 and 2018, the total New Zealand population increased by approximately 12 percent.

Figure 1: Number of people engaging with specialist services each year, 2011–2018



Note: DHB = district health board; NGO = non-governmental organisation.

Source: PRIMHD data, extracted 29 July 2019

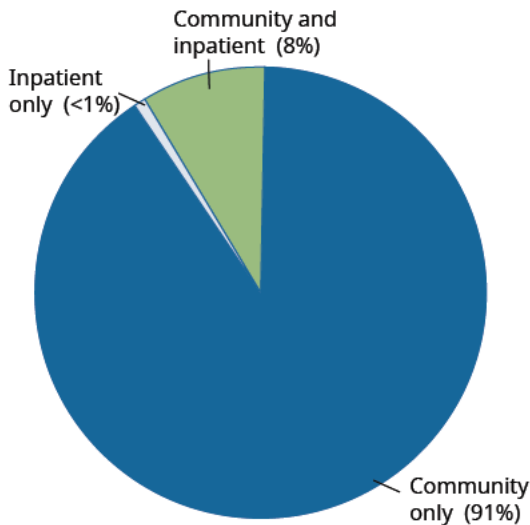
Within the total number of mental health and addiction clients, 71.9 percent saw mental health services only, 9 percent saw both mental health and addiction services and 19.1 percent saw addiction services only.⁶

Most service users access mental health and addiction services in the community. In 2018:

- 91.4 percent of specialist service users accessed only community mental health and addiction services
- 0.4 percent accessed only inpatient services
- the remaining 8.2 percent accessed a mixture of inpatient and community services (see Figure 2).

⁶ PRIMHD data as at 5 February 2020. These figures include clients with an unknown DHB of domicile, who are excluded from figures in the PP6 report.

Figure 2: Percentage of service users accessing only community services, 1 January to 31 December 2018



Notes: Includes non-governmental organisation services. Percentage of inpatient-only services is barely visible on the graph because it is so small.

Source: PRIMHD data as at 29 July 2019.

Consumer experience

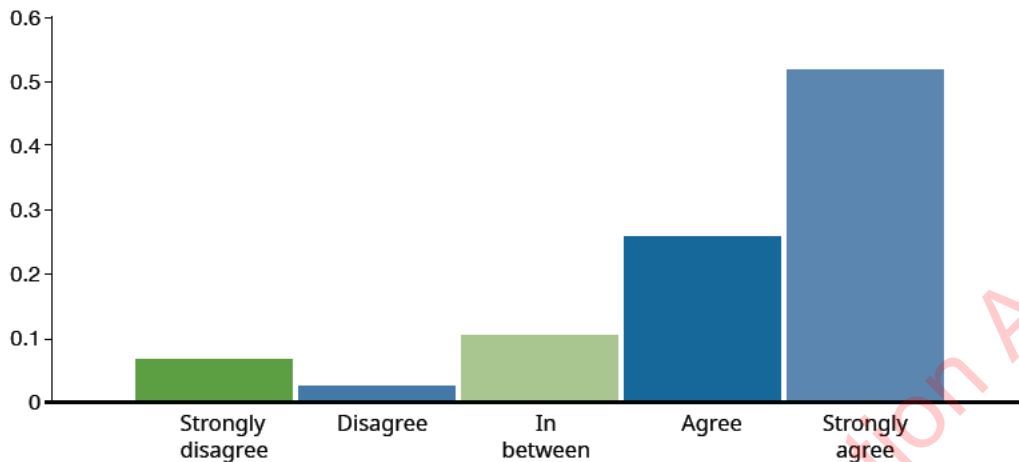
Since 2006, the Ministry has conducted national consumer satisfaction surveys for mental health and addiction service users as one way of measuring DHB service quality and consumer outcomes. Although these surveys started off being paper-based, in 2015 the Ministry introduced the electronic response collection system 'Mārama', and by 2018 all participating DHBs were using it. In 2018, Mārama recorded 3,238 responses from service users in 18 DHBs.⁷

Survey results

In 2018, 80 percent of the mental health and addiction service users surveyed agreed or strongly agreed that they 'would recommend this service to friends and family if they needed similar care or treatment' (see Figure 3).

⁷ These responses included partially and fully completed surveys.

Figure 3: Responses to the statement 'I would recommend this service to friends and family if they needed similar care or treatment', 1 January to 31 December 2018



Source: Mārama real-time feedback system, 2018 calendar year

Waiting times

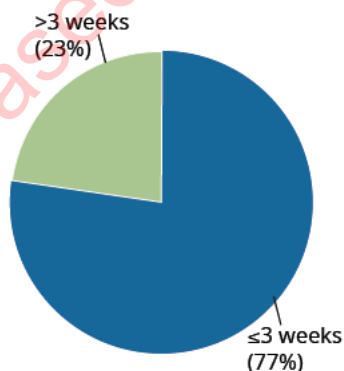
Waiting times measure how long new clients wait to be seen by mental health and addiction services. New clients are defined as people who have not accessed mental health or addiction services in the past year. Waiting time is measured as the length of time from the day mental health and addiction services receive a referral to the day the person first receives a service.

A sector-wide target for DHBs is that mental health or addiction services should see 80 percent of people referred for services within three weeks, and 95 percent within eight weeks. They must see certain types of referrals within 48 hours.

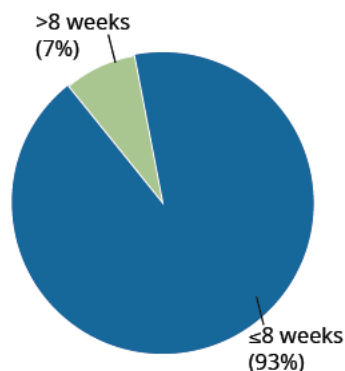
In 2018, DHBs saw 77 percent of new clients of mental health services within three weeks (see Figure 4). A DHB or NGO saw 81 percent of new clients of alcohol and drug services within three weeks (see Figure 5).

Figure 4: Percentage of people seen by mental health services within three weeks (left) and within eight weeks (right), 1 January to 31 December 2018

Percent of people seen by mental health services within three weeks



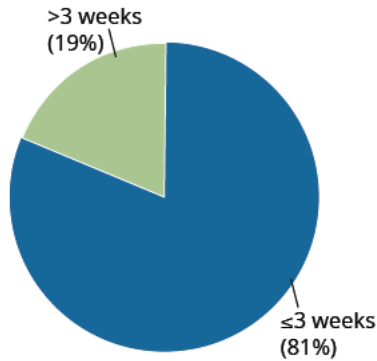
Percent of people seen by mental health services within eight weeks



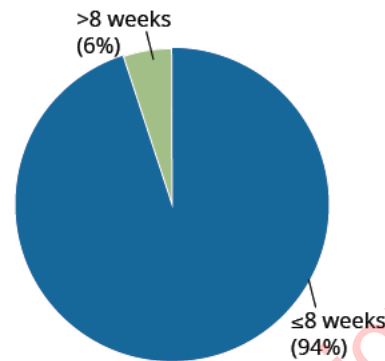
Source: PRIMHD data as at 19 February 2019

Figure 5: Percentage of people seen by addiction services within three weeks (left) and within eight weeks (right), 1 January to 31 December 2018

Percent of people seen by addiction services within three weeks



Percent of people seen by addiction services within eight weeks



Source: PRIMHD data as at 19 February 2019

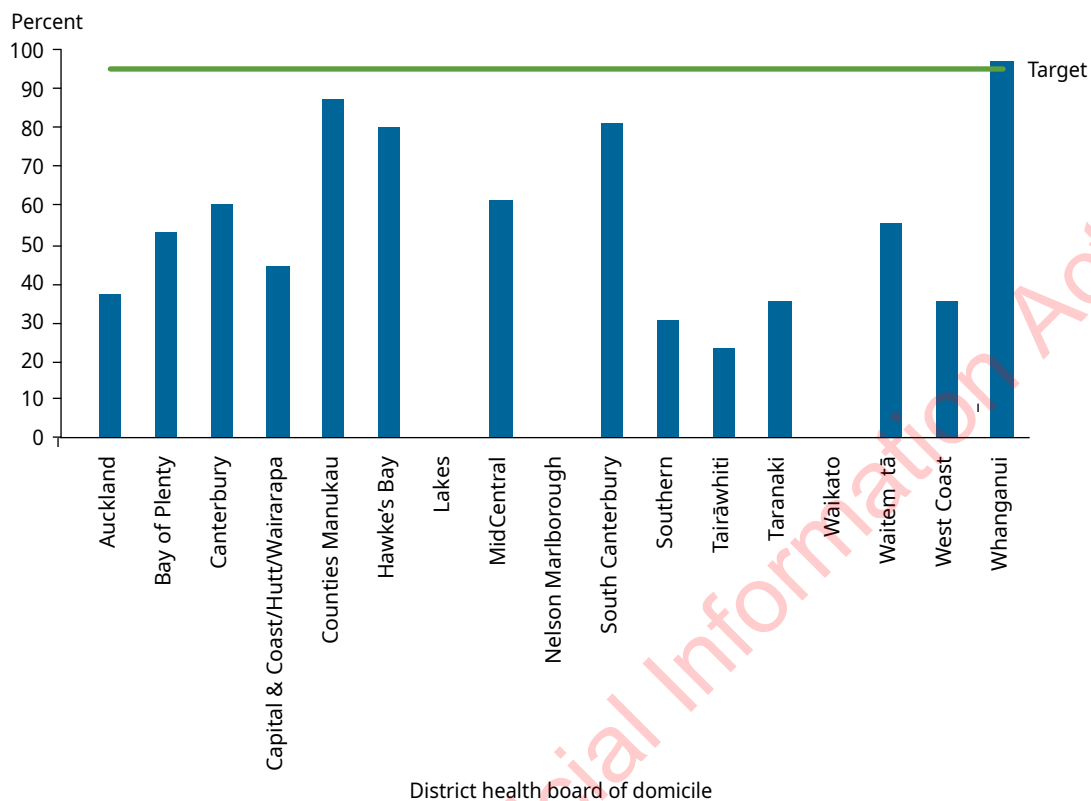
Transition (discharge) plans

In 2014, the Ministry introduced a target of ensuring at least 95 percent of all people who have used mental health and addiction services have a transition (discharge) plan. Transition planning aims to:

- match the service as closely as possible to the needs of the individual, delivered by the most appropriate service provider
- make individuals and their families and whānau the key decision-makers about the services they receive
- deliver care across a dynamic continuum of specialist and primary health care services and base decisions on the needs and wishes of individuals and their families and whānau (not on service boundaries)
- have processes in place to identify and respond early if mental health or alcohol and other drugs concerns emerge again.

Figure 6 shows the percentage of all service users with a transition plan as of 31 December 2018 within each DHB. Currently, the DHBs do not use a uniform reporting system, and 0 percent indicates the DHB has not collected data rather than that it has no transition plan. Additionally, some DHBs contract with NGOs to streamline care and reintegration of the patient. This means that Figure 6 is likely to show an underestimate of how many services users have transition plans.

Figure 6: Percentage of service users with a transition plan, by DHB, 1 January to 31 December 2018

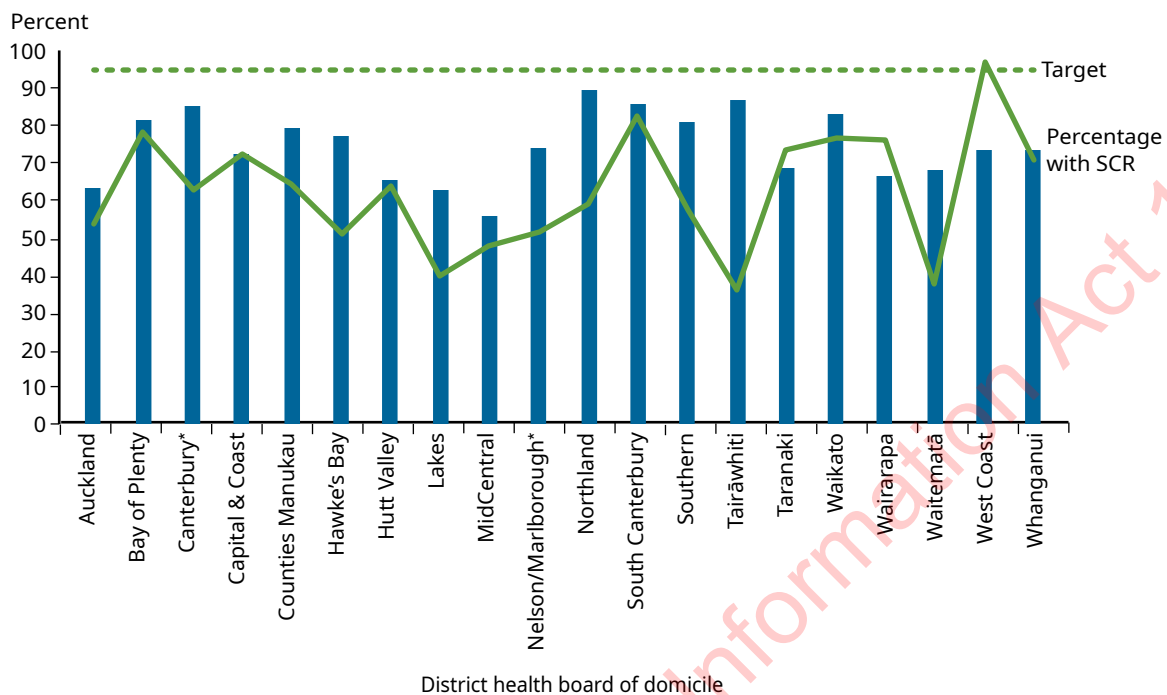


Note: 0 percent indicates the DHB does not collect this data. DHBs have been required to report this data since 1 July 2017 and are working hard to improve their methods of gathering it.

Source: DHB Quarterly Database (manual data), Q2 2018/19

PRIMHD also captures supplementary consumer records (SCRs) (see Figure 7). The SCRs identify and monitor the changing social and environmental factors that can affect a service user's journey. The variables measured include accommodation, employment, presence of a wellness plan for an individual and their education and training. Similar to a transition plan, a wellness plan is personalised to monitor and maintain a service user's wellbeing while they are receiving mental health and addiction services.

Figure 7: Percentage of service users with a transition/wellness plan by DHB of domicile, 1 January to 31 December 2018



Notes: DHBs vary in their ability to collect data on SCR variables such as wellness plans because the collection set is relatively new. DHBs are working to improve their methods for gathering this data. Nelson Marlborough and Canterbury did not collect SCR data at all (*); the SCR volumes show data from NGOs. Six other DHBs with missing or low SCR volumes for part of 2018 are: Auckland, Capital & Coast, Hutt Valley, MidCentral, Southern and Wairarapa.

Source: PRIMHD data as at 2 October 2019

Use of the Mental Health (Compulsory Assessment and Treatment) Act 1992

The Mental Health Act defines the circumstances under which an individual may be subject to compulsory mental health assessment and treatment.

In summary, in 2018:

- 10,631 people (5.8 percent of specialist mental health and addiction service users) were subject to the Mental Health Act⁸ and on the last day of 2018 approximately 5,083 people were subject to either compulsory assessment or compulsory treatment under the Mental Health Act
- DHBs varied in their use of the Mental Health Act
- males were more likely to be subject to the Mental Health Act than females
- people aged 25–34 years were the most likely to be subject to compulsory treatment and people over 65 years of age were the least likely
- Māori were more likely to be assessed or treated under the Mental Health Act than non-Māori.

8 Mental Health Act sections 11, 13, 14(4), 15(1), 15(2), 29, 30 and 31.

The Mental Health Act process

The compulsory assessment and treatment process begins when someone is referred and a psychiatrist makes an initial assessment. If the psychiatrist believes the person fits the statutory criteria, the person will become subject to the Mental Health Act and will receive further assessment accordingly.

Compulsory assessment

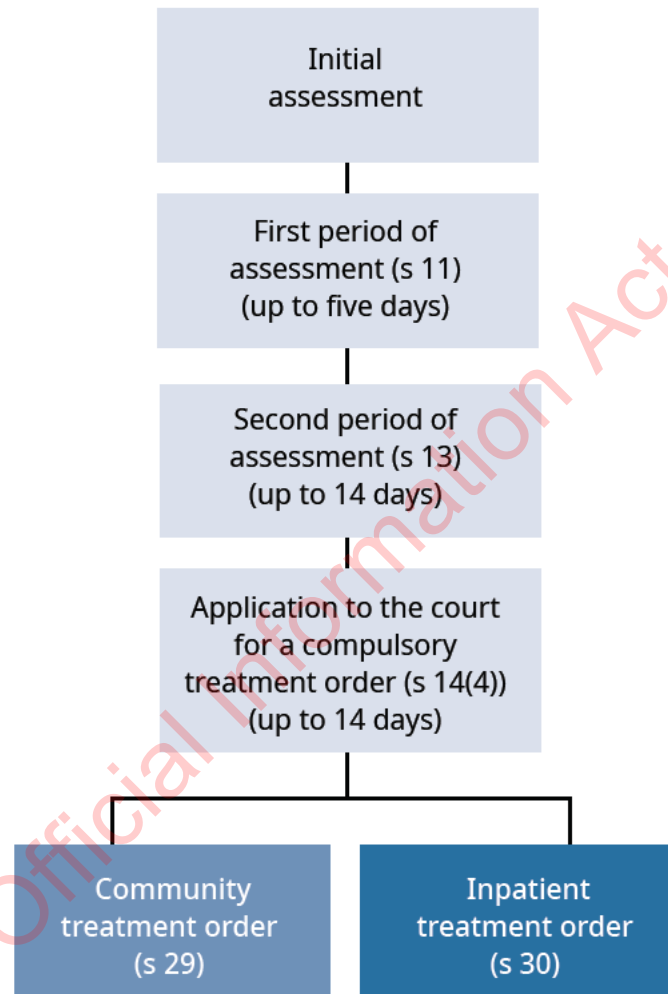
Compulsory assessment can take place in either a community or a hospital setting. There are two periods of compulsory assessment, during which a person's clinician may release them from assessment at any time.

During the assessment period, a person must receive the treatment that their responsible clinician prescribes. The first period (section 11 of the Mental Health Act) is for up to five days. The second period (section 13 of the Mental Health Act) can last up to 14 days.

Following the first two assessment periods, a person's responsible clinician can apply to the Family or District Court (section 14(4) of the Mental Health Act) to place the person under a compulsory treatment order. In 2018, clinicians made 5,646 applications for compulsory treatment or extensions under the Mental Health Act. Of these applications, the courts granted 5,002 (88.6 percent).

At any time during the compulsory assessment process, the person (or someone acting on their behalf) can request that the District Court reviews their condition to decide whether it is appropriate for them to continue to be assessed under the Mental Health Act. A judge makes this decision based on information from clinicians.

During 2018, about 1,202 applications for compulsory treatment orders were filed for a judge's review of the patient's condition, in line with section 16 of the Mental Health Act. Of this total, judges issued an order to release a person from compulsory status in 32 cases and dismissed 643. The remaining applications were withdrawn.



Compulsory treatment

There are two types of compulsory treatment orders: one for treatment in the community (section 29 of the Mental Health Act); and the other for treatment in an inpatient unit (section 30 of the Mental Health Act). An individual's responsible clinician can convert an inpatient treatment order into a community treatment order at any time. A responsible clinician may also grant an individual leave from the inpatient unit for treatment in the community for up to three months (section 31 of the Mental Health Act).

2018 summary

On the last day of 2018, a total of 5,083 people were subject to either compulsory assessment or compulsory treatment⁹ under the Mental Health Act.

On average within each month of 2018, New Zealand service providers applied the assessment provisions of the Mental Health Act as follows.

Section 11	618 people were subject to an initial assessment	13 people per 100,000 population
Section 13	621 people were subject to a second period of assessment	13 people per 100,000 population
Section 14(4)	443 people were subject to an application for a compulsory treatment order	9 people per 100,000 population

Source: PRIMHD data extracted on 29 July 2019, except for Auckland, Lakes, Nelson Marlborough and Waitematā DHBs, which supplied manual data

In New Zealand, on the average day in 2018, service providers applied the treatment provisions of the Mental Health Act as follows.

Section 29	5,349 people were subject to a community treatment order	109 people per 100,000 population
Section 30	791 people were subject to an inpatient treatment order	16 people per 100,000 population
Section 31	201 people were on temporary leave from an inpatient unit	4 people per 100,000 population

Note: 'On a given day' is the average of the last day of each month.

Source: PRIMHD data extracted on 29 July 2019, except for Auckland, Lakes, Nelson Marlborough and Waitematā DHBs, which supplied manual data.

9 PRIMHD data extracted on 29 July 2019, except for Auckland, Lakes, Nelson Marlborough and Waitematā DHBs, which supplied manual data.

Comparing compulsory assessment and treatment among district health boards

Table 2 shows the average number of people per month in 2018 who were required to undergo assessment under the Mental Health Act in each DHB. Table 3 shows the average number of people subject to a compulsory treatment order on a given day in 2018 in each DHB. The following figures present the average number of people subject to a compulsory treatment order on a given day, focusing specifically on either community treatment orders (Figure 8) or inpatient treatment orders (Figure 9).

Table 2: Average number of people each month required to undergo assessment under sections 11, 13 and 14(4) of the Mental Health Act per 100,000 population, by DHB, 1 January to 31 December 2018

DHB	s 11	s 13	s 14(4)	DHB	s 11	s 13	s 14(4)
Auckland	14	16	12	Northland	16	19	25
Bay of Plenty	14	13	5	South Canterbury	6	6	4
Canterbury	12	11	8	Southern	12	11	7
Capital & Coast	13	14	10	Tairāwhiti	14	12	8
Counties Manukau	11	12	8	Taranaki	14	11	6
Hawke's Bay	11	8	5	Waikato	19	19	11
Hutt Valley	16	16	8	Wairarapa	11	2	9
Lakes	11	9	5	Waitematā	10	11	8
MidCentral	16	14	11	West Coast	13	10	7
Nelson Marlborough	11	9	11	Whanganui	16	13	12
				National average	13	13	9

Note: Section 14(4) data may also include PRIMHD records for section 15(1) and 15(2). The latter provisions describe similar circumstances in which a patient is waiting for a court decision on compulsory treatment.

Source: PRIMHD data extracted on 29 July 2019, except for Auckland, Lakes and Nelson Marlborough DHBs, which supplied manual data

Volumes of section 14(4) orders in some DHBs may be higher because they report extensions and indefinite orders under section 14(4) in addition to their original compulsory treatment order applications. Differences in local reporting methods explain such variation. The Office is working to improve and standardise data collection for the next annual report.

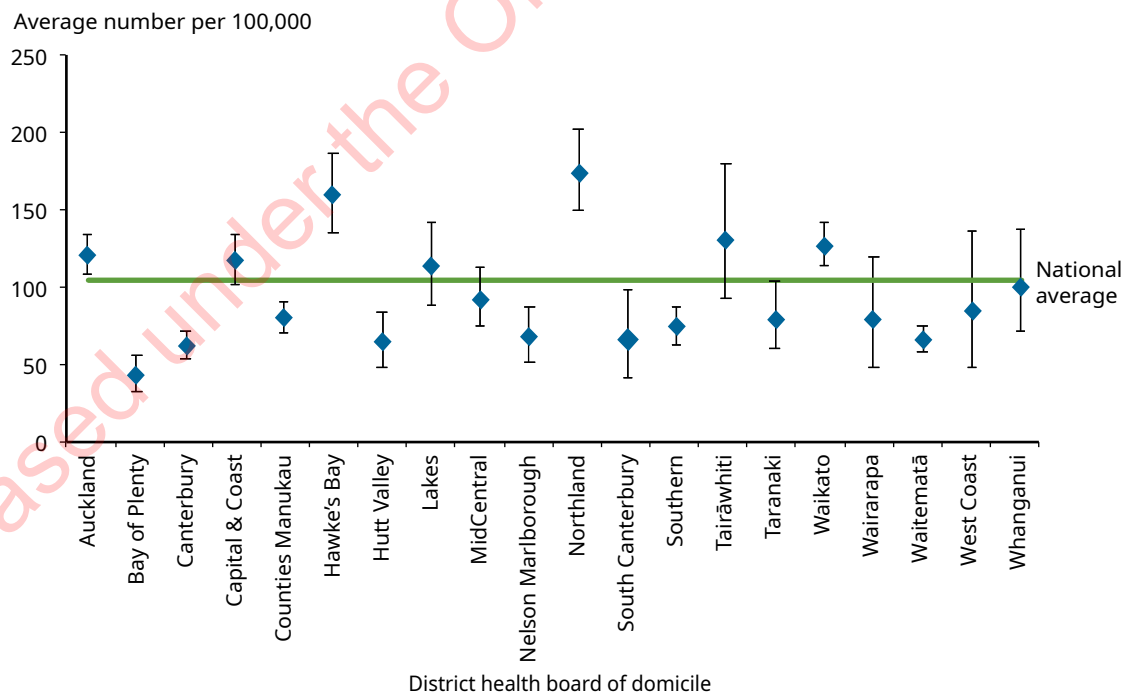
Table 3: Average number of people on a given day* subject to sections 29, 30 and 31 of the Mental Health Act per 100,000 population, by DHB, 1 January to 31 December 2018

DHB	s 29	s 30	s 31	DHB	s 29	s 30	s 31
Auckland	125	26	2	Northland	179	17	2
Bay of Plenty	47	16	7	South Canterbury	70	4	3
Canterbury	66	19	7	Southern	78	13	3
Capital & Coast	121	27	3	Tairāwhiti	135	5	2
Counties Manukau	84	11	2	Taranaki	84	4	2
Hawke's Bay	163	18	19	Waikato	131	16	3
Hutt Valley	68	7	1	Wairarapa	83	-	-
Lakes	117	19	11	Waitematā	69	12	2
MidCentral	96	10	0	West Coast	89	6	2
Nelson Marlborough	71	10	-	Whanganui	104	24	3
				National average	109	16	4

Note: 'On a given day' is the average of the last day of each month.

Source: PRIMHD data extracted on 29 July 2019, except for Auckland, Lakes, Nelson Marlborough and Waitematā DHBs, which supplied manual data.

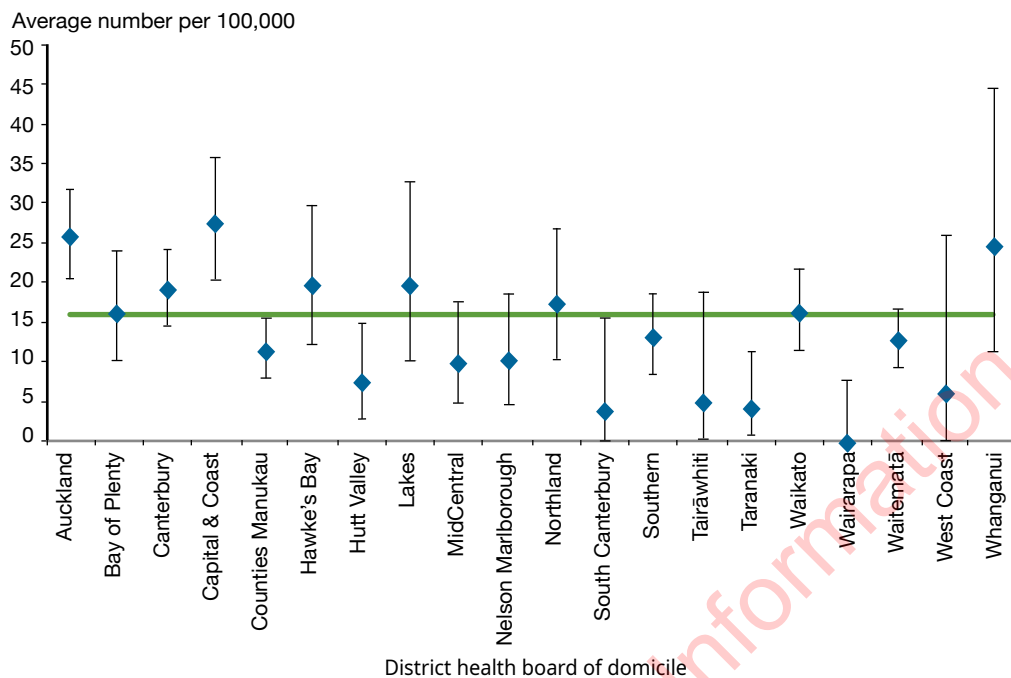
Figure 8: Average number of people on a given day* subject to a community treatment order (section 29 of the Mental Health Act) per 100,000 population, by DHB, 1 January to 31 December 2018



Notes: 'On a given day' is the average of the last day of each month. This graph shows confidence intervals (for 99 percent confidence) to help in interpreting the data. Where a DHB region's confidence interval crosses the national average, this means the DHB's rate was not statistically significantly different from the national average.

Source: PRIMHD data extracted on 29 July 2019, except for Auckland, Lakes, Nelson Marlborough and Waitematā DHBs, which supplied manual data

Figure 9: Average number of people on a given day* subject to an inpatient treatment order (section 30 of the Mental Health Act) per 100,000 population, by DHB, 1 January to 31 December 2018



Notes: 'On a given day' is the average of the last day of each month. This graph shows confidence intervals (for 99 percent confidence) to help in interpreting the data. Where a DHB region's confidence interval crosses the national average, this means the DHB's rate was not statistically significantly different from the national average.

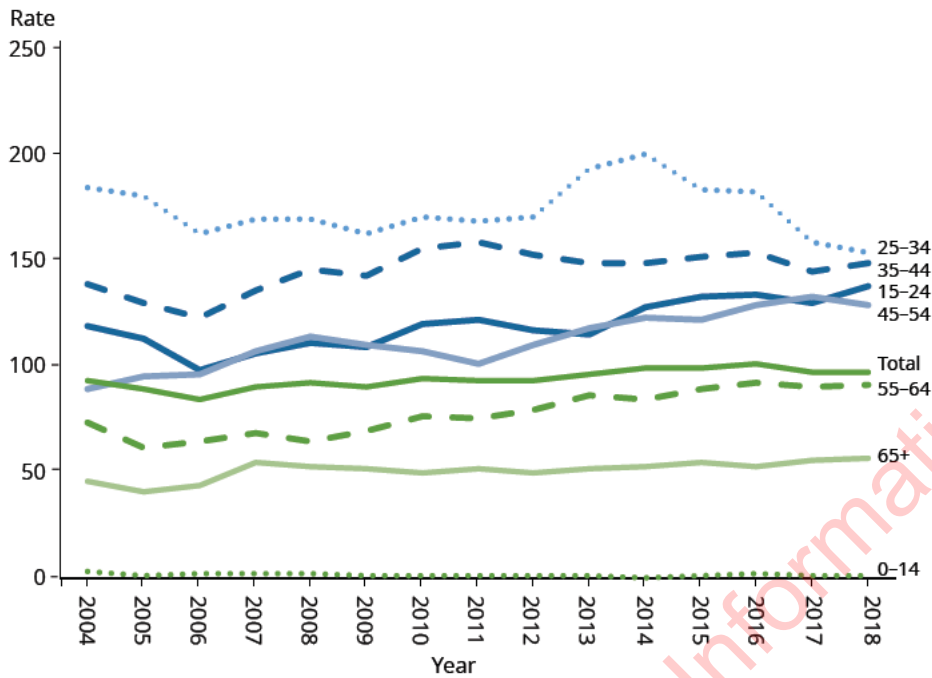
Source: PRIMHD data extracted on 29 July 2019, except for Auckland, Lakes and Nelson Marlborough DHBs, which supplied manual data

Compulsory treatment by age and sex

During 2018:

- people aged 25–34 years were the most likely to be subject to a compulsory treatment order (152 per 100,000), while people over 65 years of age were the least likely (56 per 100,000) (see Figure 10)
- males were 1.5 times more likely to be subject to a compulsory treatment order (109 per 100,000) than females (74 per 100,000) (see Figure 11).

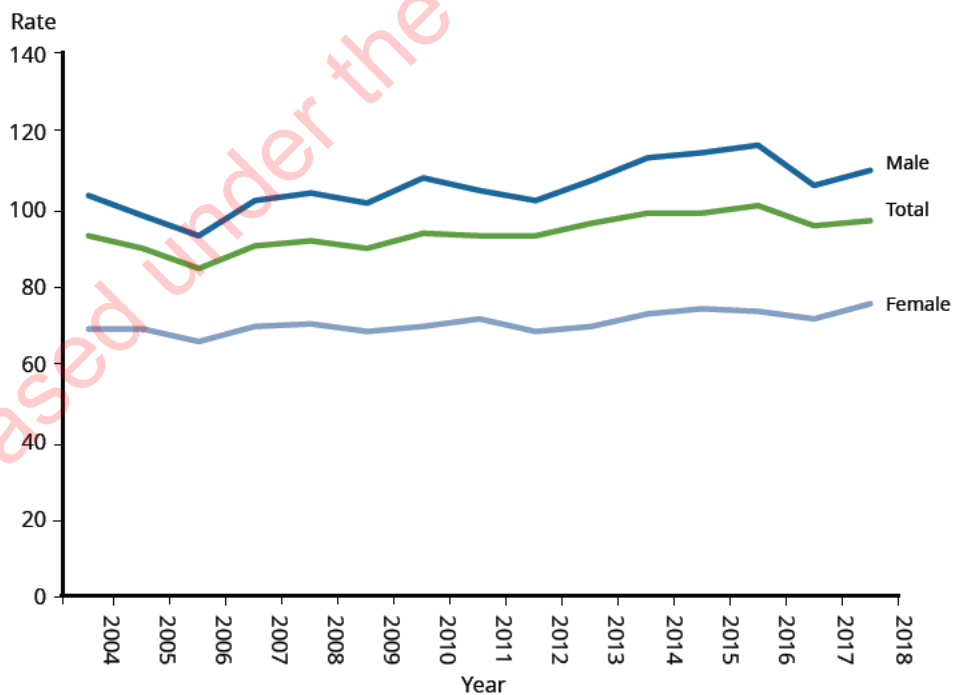
Figure 10: Rate of people subject to compulsory treatment order applications (including extensions) per 100,000 population, by age group, 2004–2018



Note: This system uses data entered into the case management system (CMS). The CMS is a live operational database. Figures are subject to minor changes at any time.

Source: Ministry of Justice Integrated Sector Intelligence System as at 24 June 2019

Figure 11: Rate of people subject to compulsory treatment order applications (including extensions) per 100,000 population, by sex, 2004–2018



Note: This system uses data entered into the case management system (CMS). The CMS is a live operational database. Figures are subject to minor changes at any time.

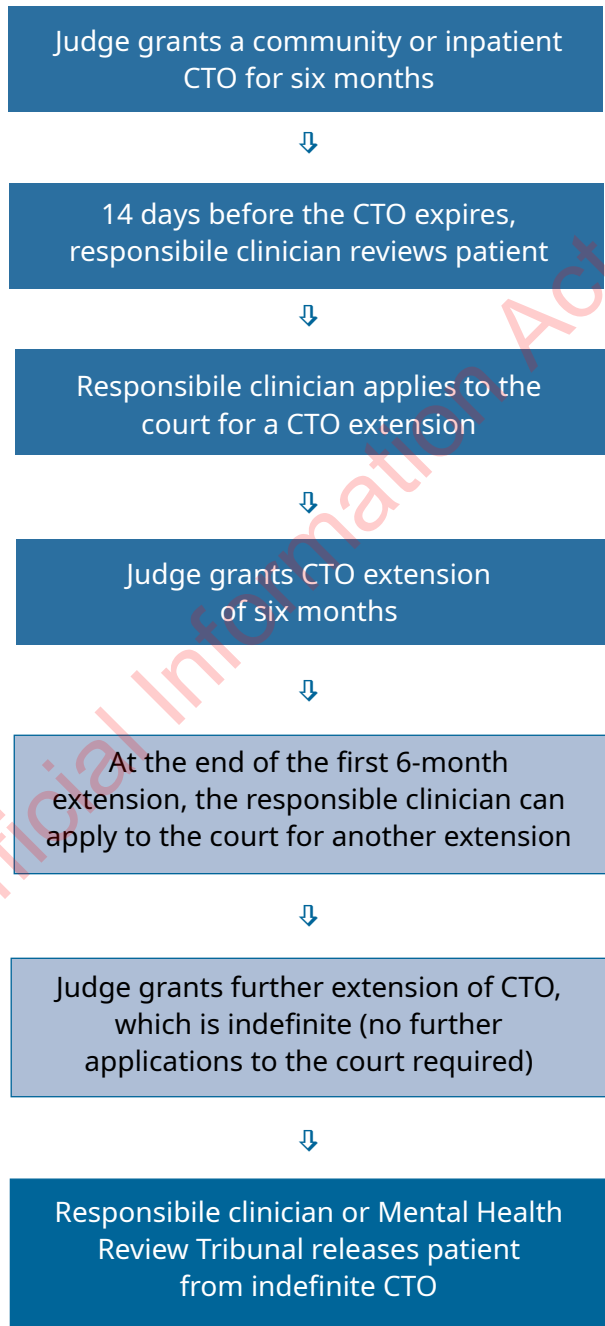
Source: Ministry of Justice Integrated Sector Intelligence System as at 24 June 2019

Indefinite compulsory treatment orders

A compulsory treatment order lasts for a period of six months. However, a responsible clinician may review the patient's progress under section 76 of the Act and apply to the court for an extension of the compulsory treatment order for a further six months. After the second period of six months of compulsory treatment expires, the court can grant another extension. If the court grants the second extension, the compulsory treatment order continues indefinitely and is not subject to another review by a judge. Under section 35 of the Act, a patient may be released from a compulsory treatment order by their responsible clinician, or when the Mental Health Review Tribunal considers that the patient is 'fit to be released' from compulsory status (section 79).

In summary, on 31 December 2018:¹⁰

- 2,497 clients were subject to indefinite compulsory treatment orders
- 2,332 clients (53 percent of all clients on community treatment orders) were subject to indefinite community treatment orders
- 174 clients were subject to indefinite inpatient treatment orders. This represents 27 percent of all clients on inpatient treatment orders
- the average period for which a client was subject to an indefinite community treatment order was 1,360 days and the maximum period was 10,439 days (approximately 28 years)
- the average period for which a client was subject to an indefinite inpatient treatment order was 1,008 days and the maximum period was 7,693 days (approximately 21 years).



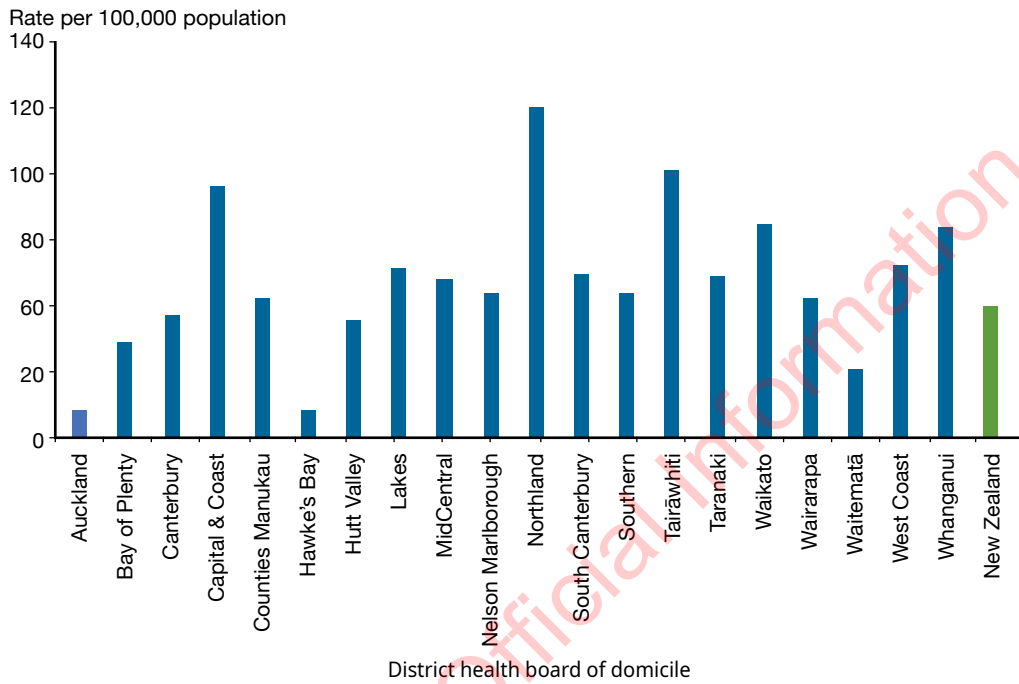
Note: CTO = compulsory treatment order

¹⁰ PRIMHD data extracted on 29 July 2019, except for Auckland, Lakes, Nelson Marlborough and Waitemata DHBs, which supplied manual data.

Indefinite community treatment orders

In 2018, 47.3 people per 100,000 population across New Zealand were subject to indefinite community treatment orders. Figure 12 shows the rates of indefinite community treatment orders in each DHB, per 100,000 of the general population.

Figure 12: Rate of people subject to indefinite community treatment orders per 100,000 population, by DHB, open on 31 December 2018



Source: PRIMHD data, extracted 29 July 2019, and manual data submitted from Auckland, Lakes, Nelson Marlborough and Waitematā DHBs

Nationwide, Māori were 3.5 times more likely to be subject to an indefinite community treatment order than non-Māori. Table 4 shows the rate ratio of Māori to non-Māori in each DHB, per 100,000 people subject to indefinite community treatment orders.

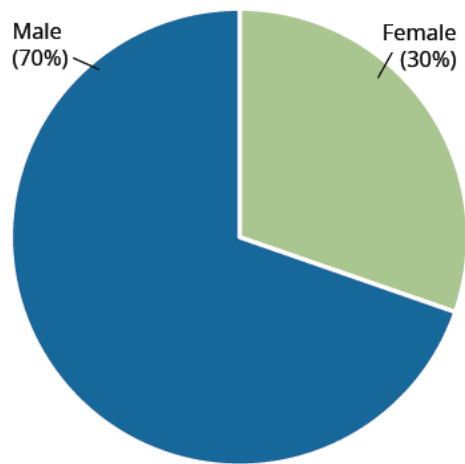
Table 4: Rate ratio of Māori to non-Māori subject to indefinite community treatment orders per 100,000 population, open on 31 December 2018

DHB of Service	Māori	Non-Māori	Rate Ratio Māori: Non-Māori
Auckland	51	7	7.7
Bay of Plenty	84	18	4.6
Canterbury	96	39	2.5
Capital & Coast	210	74	2.8
Counties Manukau	139	34	4.1
Hawke's Bay	16	8	2.0
Hutt Valley	77	35	2.2
Lakes	123	28	4.4
MidCentral	116	42	2.8
Nelson Marlborough	107	46	2.3
Northland	221	66	3.4
South Canterbury	133	51	2.6
Southern	138	42	3.3
Tairāwhiti	142	49	2.9
Taranaki	108	46	2.3
Waikato	185	43	4.3
Wairarapa	177	24	7.5
Waitematā	65	21	3.1
West Coast	129	52	2.4
Whanganui	98	67	1.5
New Zealand	119	34	3.5

Source: PRIMHD data, extracted 29 July 2019, and manual data submitted from Auckland, Lakes and Waitematā DHBs

In 2018, 70 percent of people subject to indefinite community treatment orders were male (see Figure 13). This trend is consistent with the higher rate of males subject to compulsory treatment order applications.

Figure 13: Percentage of people subject to indefinite community treatment orders, by sex, 1 January to 31 December 2018

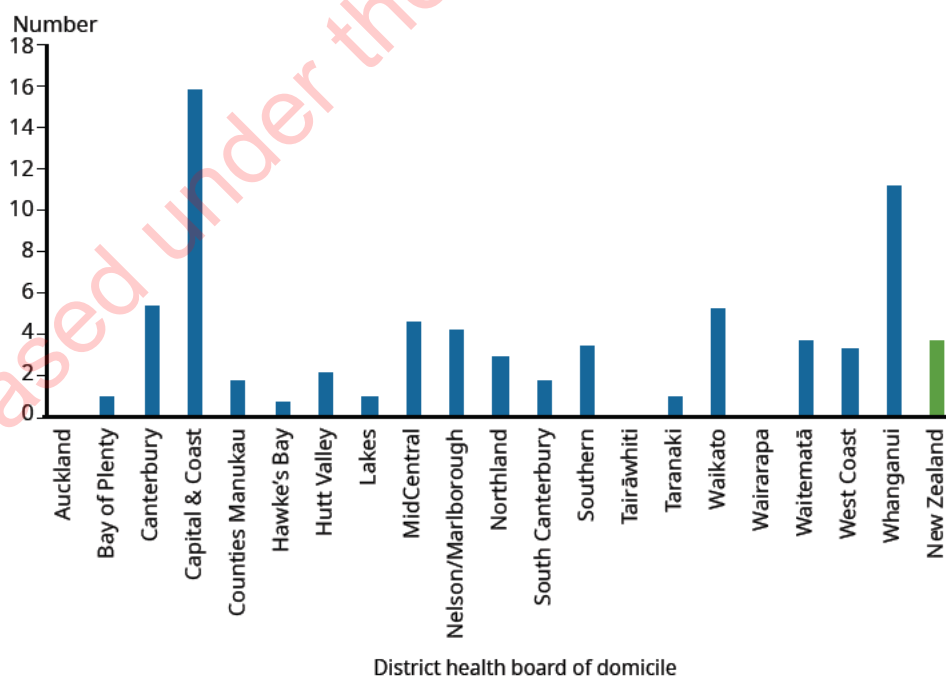


Source: PRIMHD data, extracted 29 July 2019, and manual data submitted from Auckland, Lakes, Nelson Marlborough and Waitematā DHBs

Indefinite inpatient treatment orders

In 2018, 3.5 people per 100,000 across New Zealand were subject to indefinite inpatient treatment orders. Some services may have higher rates of inpatient indefinite orders because they care for more patients with forensic and intellectual disability needs. Smaller services may be less likely to offer long-term inpatient care for people with complex needs. Figure 14 shows the rates of indefinite inpatient treatment orders in each DHB, per 100,000 of the general population.

Figure 14: Number of people subject to indefinite inpatient treatment orders per 100,000 population, by DHB, 1 January to 31 December 2018



Note: Wairarapa DHB does not have an inpatient service.

Source: PRIMHD data, extracted 29 July 2019, and manual data submitted from Auckland, Lakes, Nelson Marlborough and Waitematā DHBs

Nationwide, Māori were 2.8 times more likely to be subject to an indefinite inpatient treatment order than non-Māori. Table 5 shows the rate ratio of Māori to non-Māori in each DHB per 100,000 people subject to indefinite inpatient treatment orders.

Table 5: Rate ratio of Māori to non-Māori subject to indefinite inpatient treatment orders per 100,000 population, 1 January to 31 December 2018

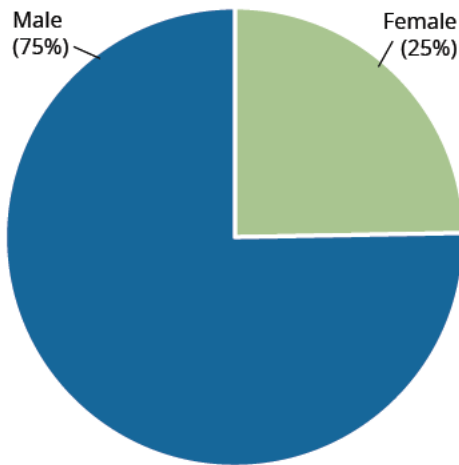
DHB of Service	Māori	Non-Māori	Rate Ratio Māori: Non-Māori
Bay of Plenty	2	1	3.0
Canterbury	10	5	2.1
Capital & Coast	47	11	4.2
Counties Manukau	6	1	6.7
Hawke's Bay	-	1	-
Hutt Valley	4	2	2.4
Lakes	3	-	-
MidCentral	14	2	6.7
Nelson Marlborough	-	4	-
Northland	7	1	7.9
South Canterbury	-	2	-
Southern	3	3	0.9
Taranaki	4	-	-
Waikato	14	2	5.5
Waitematā	11	3	4.3
West Coast	-	3	-
Whanganui	6	13	0.5
New Zealand	8	3	2.8

Note: Auckland, Tairāwhiti, and Wairarapa DHBs do not have indefinite inpatient treatment orders

Source: PRIMHD data, extracted 29 July 2019, and manual data submitted from Auckland, Lakes and Waitematā DHBs

In 2018, 75 percent of people subject to indefinite inpatient treatment orders were male (see Figure 15). Similar to the findings for indefinite community treatment orders, this trend is consistent with the higher rate of males subject to compulsory treatment order applications.

Figure 15: Percentage of people subject to indefinite inpatient treatment orders, by sex, 1 January to 31 December 2018



Source: PRIMHD data, extracted 29 July 2019, and manual data submitted from Auckland, Lakes, Nelson Marlborough and Waitematā DHBs

Tāngata whaiora

This section presents statistics on tāngata whaiora (people seeking treatment) under the Mental Health Act and the Substance Addiction Act. This information underlines the need for mental health and addiction services to take meaningful actions to address the disparity in outcomes for Māori in New Zealand.

In summary, in 2018:

- 6.6 percent of Māori accessed mental health and addiction services, compared with 3.1 percent of non-Māori
- Māori were 4 times more likely than non-Māori to be subject to a community treatment order and 3.7 times more likely to be subject to an inpatient treatment order¹¹
- Māori males were the population group most likely to be subject to community and inpatient treatment orders (compared with non-Māori males and Māori and non-Māori females)
- DHBs varied in their ratio of Māori to non-Māori subject to community and inpatient treatment orders
- on average, Māori and non-Māori remained on community and inpatient treatment orders for similar lengths of time
- Māori were 3.5 times more likely to be subject to indefinite community treatment orders than non-Māori, and 2.8 times more likely to be subject to indefinite inpatient treatment orders than non-Māori.

¹¹ These ratios are based on the age-standardised rates of the Māori and non-Māori populations.

Source: PRIMHD data extracted on 29 July 2019. See Appendix 1 for a time-series extraction and analysis of the rate ratio between Māori and non-Māori under section 29 of the Mental Health Act.

Māori and mental health

Māori make up approximately 16 percent of New Zealand's population, yet they account for 28 percent of all mental health service users.¹²

The national mental health prevalence study, *Te Rau Hinengaro* (Oakley Browne et al 2006), showed that Māori experience the highest levels of mental health disorder among any ethnic group overall. They are also more likely to experience serious and concurrent disorders than non-Māori. Research suggests Māori may access services later than non-Māori and so present as more acutely unwell (Kingi et al 2018, p 177).

A 2018 survey *Te Oranga Hinengaro – Māori Mental Wellbeing*, published by the Health Promotion Agency, found that Māori were more likely than non-Māori to experience symptoms of depression, anxiety and psychological distress (Russell 2018)

A Māori person is 4 times more likely than a non-Māori to be subject to a community treatment order and 3.7 times more likely to be subject to an inpatient treatment order in their lifetime.

For community treatment orders that began between 2009 and 2016,¹³ 70.3 percent of Māori and 74.4 percent of non-Māori under a community treatment order were subject to the order for less than a year. Another 11.2 percent of Māori and 8.9 percent of non-Māori remained under an order for between one and two years, and 18.6 percent of Māori and 16.7 percent of non-Māori remained under an order for more than two years.

For inpatient treatment orders that began between 2009 and 2016, 94.5 percent of Māori and 95.7 percent of non-Māori were subject to the order for less than a year. Another 2.8 percent of Māori and 2.2 percent of non-Māori remained under an order for between one and two years, and 2.7 percent of Māori and 2.1 percent of non-Māori remained under an order for more than two years.

Some reasons for differences in outcomes for tāngata whaiora

Some demographic features relevant to the high rate of Māori mental health service users are that a high proportion of the Māori population is young and Māori are over-represented in low socioeconomic groups.

In 2018, approximately half of all Māori service users were under 25 years of age, compared with approximately 30 percent of non-Māori service users.¹⁴

12 PRIMHD data, extracted on 29 July 2019. This applies to both voluntary service users and those treated under the Mental Health Act.

13 This analysis uses 2016 as the most recent year because at least two years must have passed to identify how many people have remained on a treatment order for two or more years.

14 PRIMHD data, extracted on 29 July 2019.

Māori are also over-represented in the most deprived areas as identified in the New Zealand Deprivation Index. This tool measures indicators of social and material deprivation such as unemployment, low income, unsuitable housing and lack of access to transport or the internet (Atkinson et al 2014, p 19). Among service users under a community treatment order, 52 percent of Māori live in the most deprived deciles (8–10), compared with 32 percent of non-Māori.¹⁵

However, these demographic factors do not completely explain why the rates for Māori with serious mental illness are higher than the rates for non-Māori (Oakley Browne et al 2006). Elder and Tapsell (2013) suggest other factors are that the:

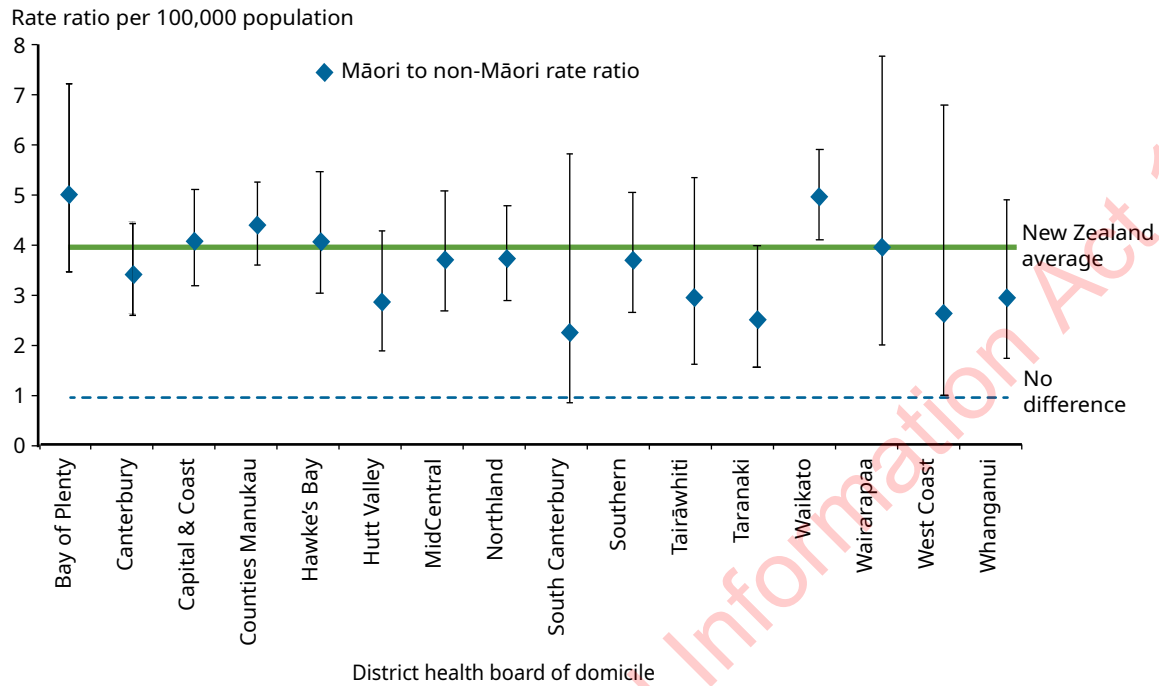
- treatment Māori receive in the mental health system may be different from the treatment that others receive
- mental health workforce lacks cultural competency, leading to cultural bias
- mental health system does not engage with tāngata whaiora and whānau.

Māori and compulsory treatment orders

In 2018, Māori were more likely to be subject to community and inpatient treatment orders than non-Māori. Figures 16 and 17 show the rate ratio of Māori to non-Māori subject to these orders for each DHB. It is difficult to interpret the range of rates because the proportions of different ethnic groups within a population vary greatly across DHBs so it is hard to define an ideal rate ratio for a given population or DHB. However, to help make the comparison, each figure includes a line of 'no difference' to indicate where Māori and non-Māori would be subject to compulsory treatment orders at the same rate. The figures emphasise the need for in-depth, area-specific knowledge to understand why differences occur in each district and how to address them at a local level.

¹⁵ PRIMHD data, extracted on 29 July 2019. Deprivation deciles are ranked 1 to 10, where 1 represents areas with the least deprived scores and 10 the areas with the most deprived scores.

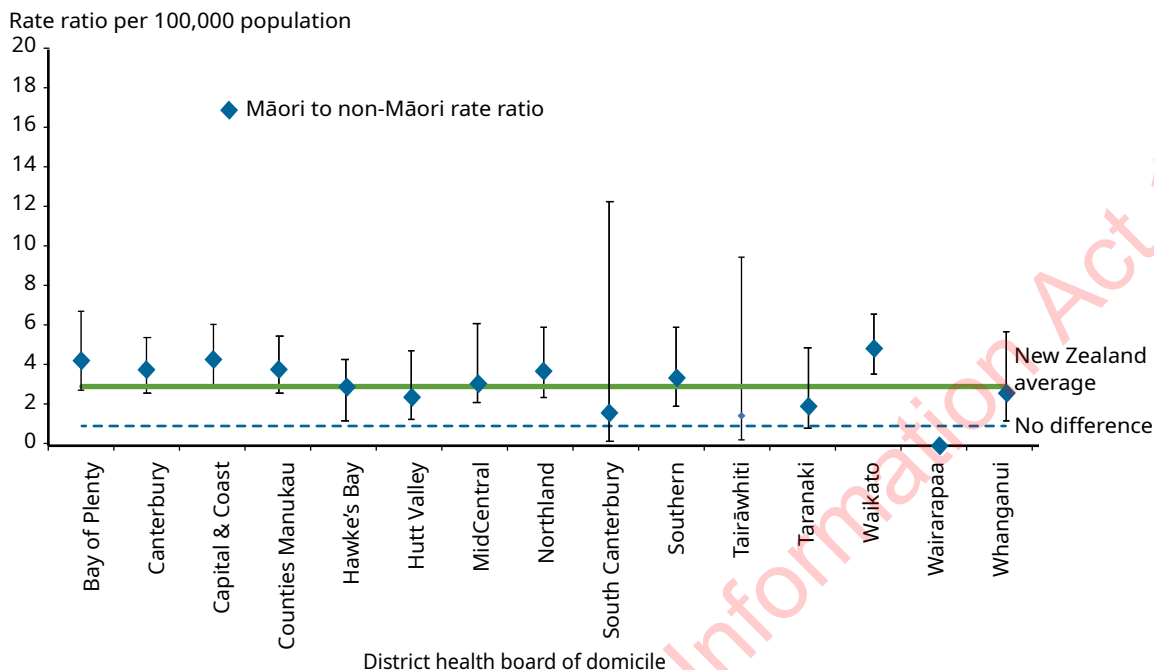
Figure 16: Rate ratio of Māori to non-Māori subject to a community treatment order (section 29) under the Mental Health Act per 100,000 population, by DHB, 1 January to 31 December 2018



Note: The graph shows confidence intervals (for 99 percent confidence) to help in interpreting the data. Where a DHB's confidence interval crosses the national average, this means the DHB's rate per 100,000 was not statistically significantly different from the national average. These are age-standardised rates.

Source: PRIMHD data extracted on 29 July 2019, except for Auckland, Lakes, Nelson Marlborough and Waitematā DHBs, which supplied manual data (and so are excluded from this graph as we do not have their age-standardised rates).

Figure 17: Rate ratio of Māori to non-Māori subject to an inpatient treatment order (section 30) under the Mental Health Act per 100,000 population, by DHB, 1 January to 31 December 2018



Notes: The graph uses confidence intervals (for 99 percent confidence) to help in interpreting the data. Where a DHB's confidence interval crosses the national average, this means the DHB's rate per 100,000 was not statistically significantly different from the national average. These are age-standardised rates.

Because West Coast DHB has a small population, its rates are volatile and error bars of the resulting calculations are large. For this reason, this graph does not include its data to avoid skewing the overall results.

Source: PRIMHD data extracted on 29 July 2019 except for Auckland, Lakes, Nelson Marlborough and Waitematā DHBs, which supplied manual data (and so are excluded from this graph as we do not have their age-standardised rates)

Sex, ethnicity and compulsory treatment

In 2018, Māori males were the population group most likely to be subject to compulsory treatment orders. Māori males were 4.3 times more likely to be subject to a community treatment order (section 29) and to an inpatient treatment order (section 30) than non-Māori males.

Table 6 and Figure 18 present information on age-standardised rates of community and inpatient treatment orders for Māori and non-Māori males and females.

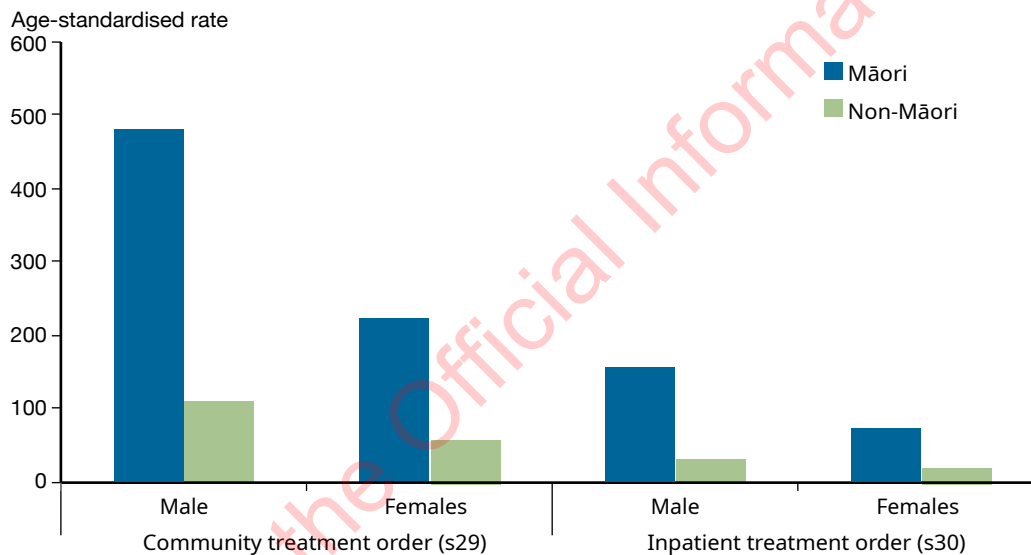
Table 6: Age-standardised rates of Māori and non-Māori subject to community and inpatient treatment orders (sections 29 and 30 respectively) under the Mental Health Act, by sex, 1 January to 31 December 2018

	Community treatment orders		Inpatient treatment orders	
	Male	Female	Male	Female
Māori	478.6	225.0	156.8	73.8
Non-Māori	112.4	60.3	36.5	24.7
Rate ratio Māori to non-Māori	4.3:1	3.7:1	4.3:1	3:1

Note: Rates per 100,000 are age-standardised.

Source: PRIMHD data, extracted on 29 July 2019. Excludes manual data

Figure 18: Age-standardised rates of Māori and non-Māori subject to community and inpatient treatment orders (sections 29 and 30 respectively) under the Mental Health Act, by sex, 1 January to 31 December 2018



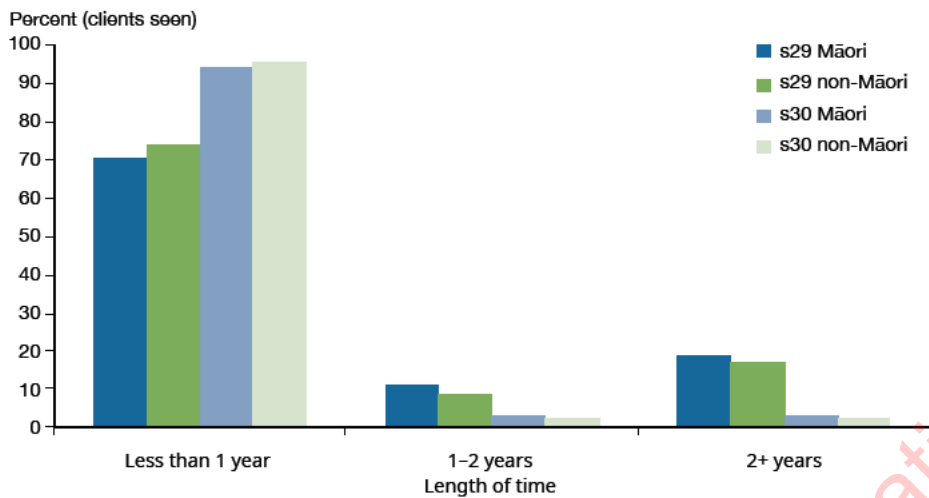
Note: Rates per 100,000 are age-standardised (ASR).

Source: PRIMHD data, extracted on 29 July 2019.

Length of time spent subject to compulsory treatment orders

On average, Māori and non-Māori remain on compulsory treatment orders for a similar length of time (see Figure 19). For community treatment orders that began between 2009 and 2016, 70 percent of Māori and 74 percent of non-Māori were subject to the order for less than a year. For inpatient treatment orders that began between 2009 and 2016, 94 percent of Māori and 96 percent of non-Māori were subject to the order for less than a year.

Figure 19: Length of time spent subject to community and inpatient treatment orders (sections 29 and 30) under the Mental Health Act for Māori and non-Māori, 2009–2016

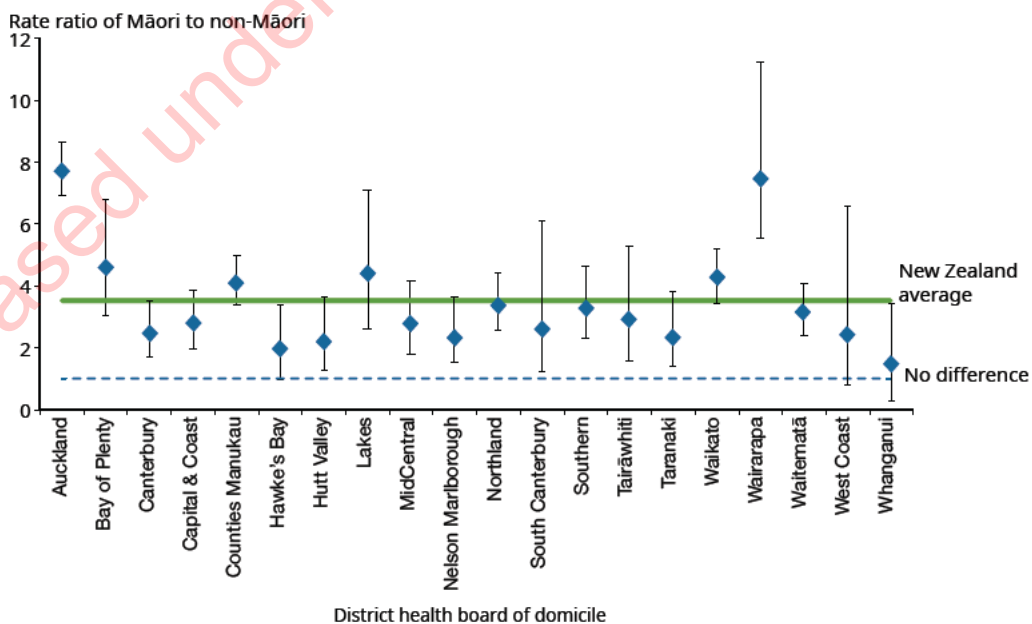


Notes: The data refers to treatment orders started between 2009 and 2016. This analysis uses 2016 as the most recent year because at least two years must have passed to identify how many people remained on a treatment order for two or more years. Please note this graph is not comparable with Figure 15 in the 2017 report, in which the data presented for length of community treatment orders was recorded as inaccurately high.

Source: PRIMHD data, extracted on 29 July 2019

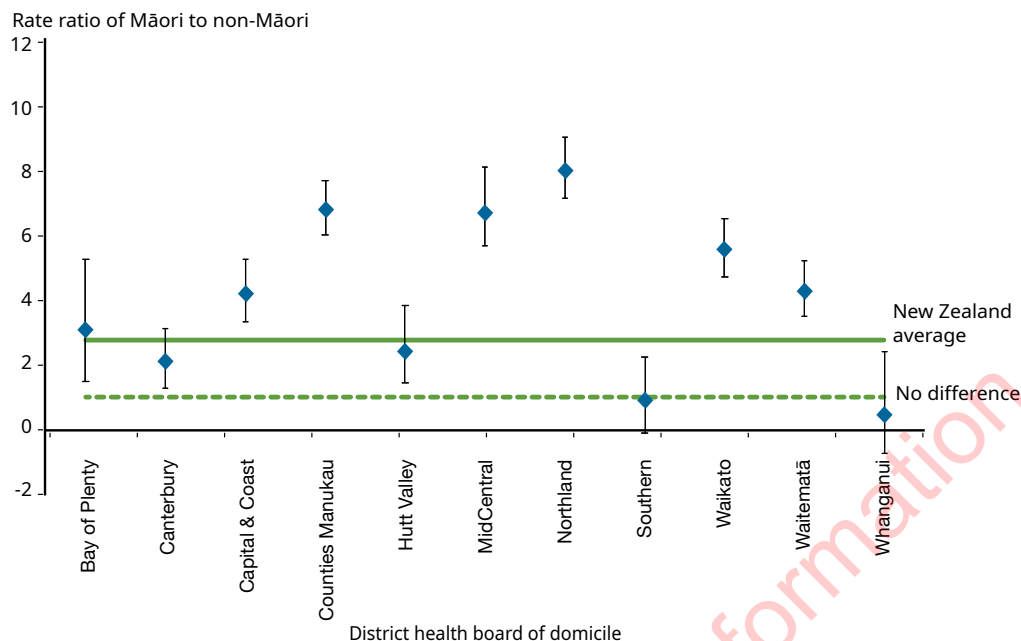
Nationwide, Māori were 3.5 times more likely to be subject to an indefinite community treatment order than non-Māori. Furthermore, Māori were 2.8 times more likely to be subject to an indefinite inpatient treatment order than non-Māori. The following figures show the rate ratio of Māori to non-Māori subject to indefinite community treatment orders (Figure 20) and indefinite inpatient treatment orders (Figure 21) for each DHB per 100,000 people.

Figure 20: Rate ratio of Māori to non-Māori subject to indefinite community treatment orders per 100,000 population, by DHB, 1 January to 31 December 2018



Source: PRIMHD data, extracted 29 July 2019, and manual data submitted from Auckland, Lakes and Waitematā DHBs.

Figure 21: Rate ratio of Māori to non-Māori subject to indefinite inpatient treatment orders per 100,000 population, by DHB, 1 January to 31 December 2018



Note: Auckland, Tairāwhiti and Wairarapa DHBs have no indefinite inpatient treatment orders. In Hawke's Bay, Lakes, Nelson Marlborough, South Canterbury, Taranaki and West Coast DHBs, the rate ratio is zero. These DHBs have been excluded from this graph.

Source: PRIMHD data, extracted 29 July 2019, except manual data submitted from Auckland, Lakes and Waitematā DHBs.

Future focus

Reducing the differences between Māori and non-Māori mental health outcomes continues to be a priority for the Ministry. Publishing data on the rate of Māori subject to compulsory treatment is just one aspect of what needs to be a wider kōrero around Māori over-representation in compulsory assessment and treatment under the Mental Health Act.¹⁶

The Office will continue to work alongside DHBs, other ministries and other government groups to ensure we are working towards the best possible mental health outcomes for Māori in New Zealand.

Family and whānau consultation under the Mental Health Act

Section 7A of the Mental Health Act requires clinicians to consult family and whānau unless it is considered not reasonably practicable, or not in the interests of the person being assessed or receiving the treatment.

¹⁶ The Ministry has been leading Action 9(d) of the Disability Action Plan 2014–18 (Office for Disability Issues 2015), to explore how the Mental Health Act relates to the New Zealand Bill of Rights Act 1990 and the Convention on the Rights of Persons with Disabilities. This work is expected to contribute in a meaningful way to this conversation.

Definitions and understandings of the concepts of 'family' and 'whānau' vary, with many differences based on cultural backgrounds and practices. Almost always, it is the perspective of the person subject to the Mental Health Act that is most important in defining family and whānau. For this reason, family and whānau are not limited to blood ties; instead they may include partners, friends and others in a person's wider support network (Ministry of Health 2012d).

The purpose of consulting family and whānau is to:

- strengthen their involvement in the compulsory assessment and treatment process
- enhance their contribution to the person's care
- address their concerns about information sharing and treatment options
- help them to continue to be involved in Mental Health Act processes, such as clinical reviews of treatment or court hearings (Ministry of Health 2012d).

In summary, in 2018:

- on average nationally, 62 percent of families and whānau were consulted about Mental Health Act assessment or treatment events
- of all the steps in the Mental Health Act treatment process, families and whānau were most likely to be consulted at a person's certificate for further assessment (section 12)
- DHBs varied in their consultation with families and whānau
- the most common reason why families and whānau were not consulted was that service providers considered consultation was not reasonably practicable in the particular circumstance.

Released under the Official Information Act 1982

District health board reporting of consultation with families and whānau

The Ministry requires DHBs to report on consultation with families and whānau across five different assessment and treatment events in the Mental Health Act process. These events are listed below.

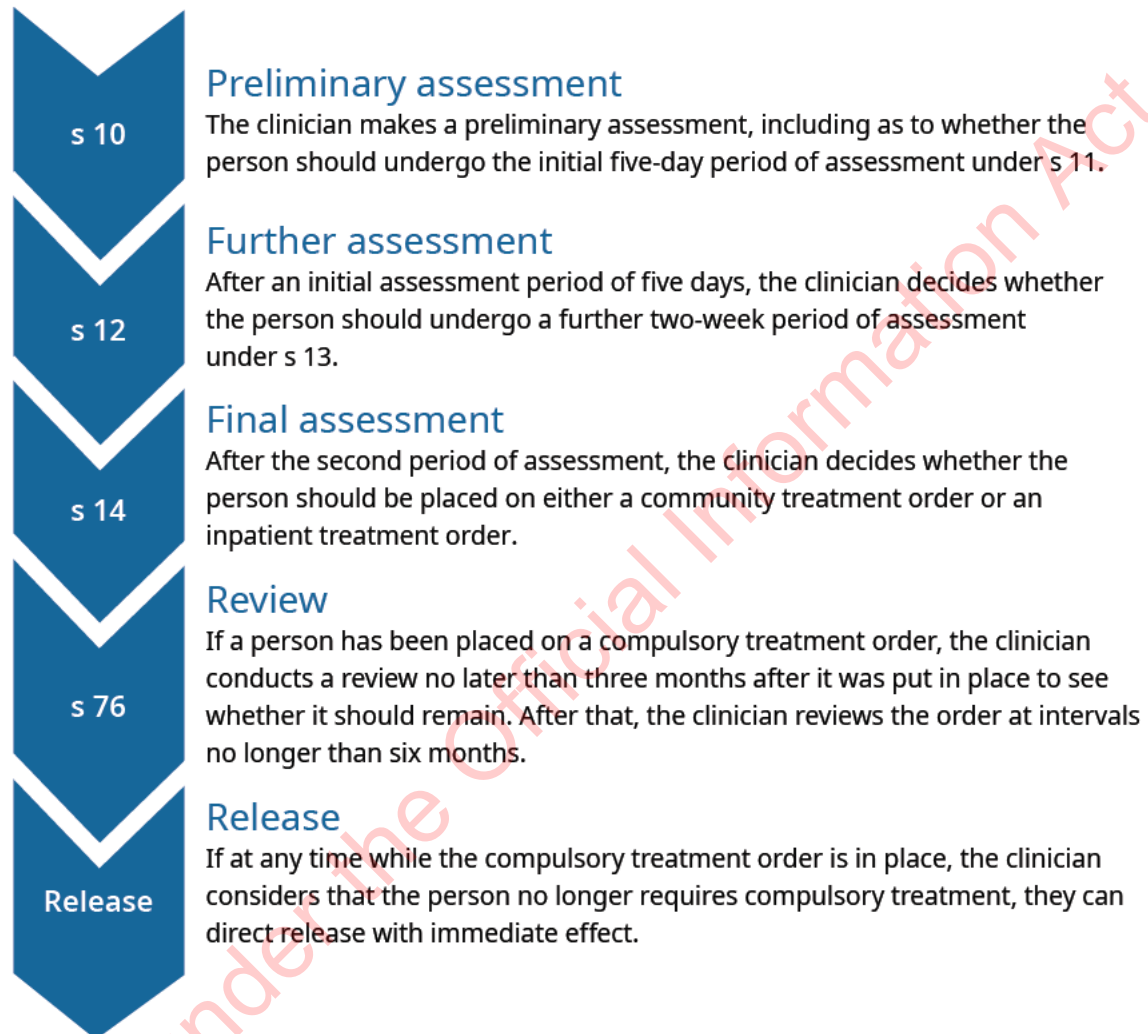
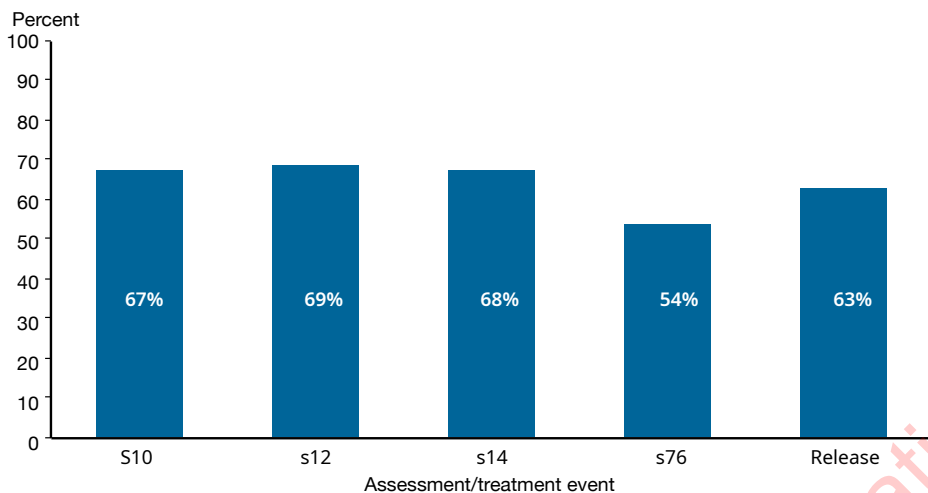


Figure 22 shows the percentage of cases in which consultation with families and whānau occurred at each of these five points in the assessment and treatment process in 2018.

Figure 22: Average national percentage of consultation with families and whānau for particular assessment and treatment events, 1 January to 31 December 2018

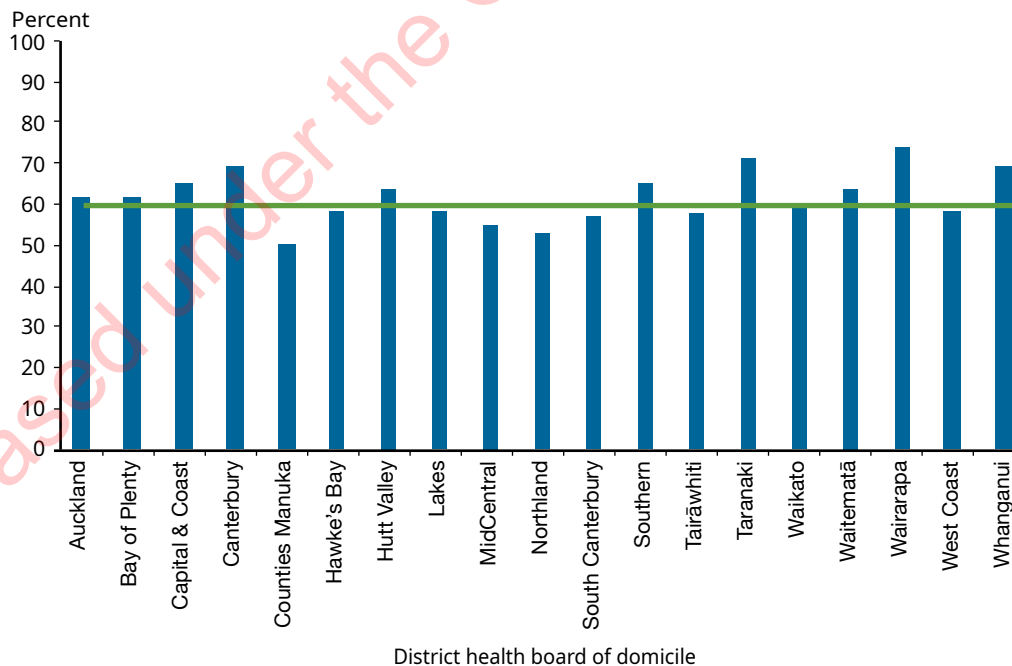


Note: Nelson Marlborough DHB submitted no data in 2018, and the data of Hawke’s Bay, Waitematā and Northland DHBs is incomplete, so this graph is not comparable with equivalent graphs in previous reports.

Source: Office of the Director of Mental Health and Addiction Services records

On average nationally, during 2018, 62 percent of cases included consultation with family or whānau across all assessment and treatment events. Among DHBs, Wairarapa DHB had the highest rate of consultation at 74 percent and Counties Manukau DHB had the lowest at 50 percent (see Figure 23).

Figure 23: Average percentage of consultation with families and whānau across all assessment and treatment events, by DHB, 1 January to 31 December 2018



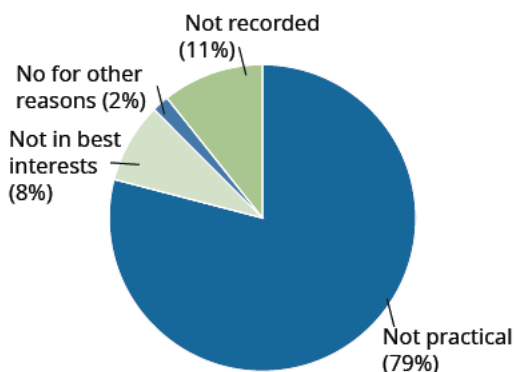
Note: Nelson Marlborough DHB submitted no data in 2018, and data for Hawke’s Bay, Waitematā and Northland DHBs is incomplete, so this graph is not comparable with equivalent graphs in previous reports.

Source: Office of the Director of Mental Health and Addiction Services records

Reasons for not consulting families and whānau

As Figure 24 shows, during 2018, the most common reason DHBs gave for not arranging consultation with families and whānau was that it was not reasonably practicable (79 percent). The next most common reasons were 'not recorded' (11 percent), 'not in the best interests of the person' (8 percent) and 'no for other reasons' (2 percent).

Figure 24: Reasons for not consulting families and whānau, 1 January to 31 December 2018



Note: Nelson Marlborough DHB submitted no data in 2018, and data from Hawke's Bay, Waitematā and Northland DHBs is incomplete, so this graph is not comparable with equivalent graphs in previous reports.

Source: Office of the Director of Mental Health and Addiction Services records

Use of the Substance Addiction (Compulsory Assessment and Treatment) Act 2017

Mana-enhancing practice

In February 2018, the Substance Addiction Act came into force. One of its important purposes is to protect and enhance the mana of tāngata whaiora receiving compulsory treatment (section 3(d)).

Under the Substance Addiction Act, Area Directors must report to the Director of Addiction Services each quarter. Their report must detail how services are offering mana-enhancing and mana-protecting practices during the following stages:

- initial engagement
- assessment by authorised officers
- court hearings
- transfer of care to a designated residential facility.

As the Act is relatively new, we do not yet hold in-depth reporting on mana-enhancing practice in services. We anticipate providing more detail on mana-enhancing practices in the 2019 report.

For more information about mana-enhancing practice for implementing the Substance Addiction Act, see: Terry Huriwai and Maria Baker. 2016. *Manaaki: Mana enhancing and mana protecting practice*. Wellington: Te Rau Matatini (now Te Rau Ora).

Consultation with families and whānau

Section 12 of the Substance Addiction Act states that a person exercising powers that they are given under the Act must properly recognise the patient's whānau, hapū and iwi. The legislation requires DHBs to consult whānau or family in the following circumstances:

- applying for assessment
- compulsory treatment certification
- court-directed compulsory treatment orders
- release from the Act.

The Director of Area Addiction Services from each DHB reports the details of family and whānau engagement to the Ministry, including reasons why a service provider did not consult with a patient's family or whānau.

In 2018, not enough DHBs recorded meaningful consultation data to allow the Ministry to analyse whānau and family consultation across New Zealand as a whole. Some DHBs reported comprehensively involving whānau and families as a natural extension of care consistent with the consultation obligations set out in section 12 of the Substance Addiction Act. However, other DHBs emphasised consultation difficulties, such as in circumstances where the patient is estranged from their whānau or family or where DHBs had very little interaction with prospective patients. As the Substance Addiction Act is still relatively new, the addiction sector as a whole is learning the key processes and obligations related to it.

The Office anticipates publishing a more thorough analysis of family and whānau consultation in the Annual Report 2019, after more services begin providing meaningful data.

Seclusion

Standards New Zealand (2008a) defines seclusion as a situation where a service user is 'placed alone in a room or area, at any time and for any duration, from which they cannot freely exit'. Seclusion should be an uncommon event, and services should use it only when the individual or others are at an imminent risk of harm and no other safe and effective alternative is possible.

The data captured in this section focuses mainly on people under the Mental Health Act in adult inpatient wards who have been secluded. However, some patients who are secluded may be receiving treatment in another type of service, for example the Regional Intellectual Disability Secure Services (RIDSS), even though they are a patient under the Mental Health Act. While the Ministry is working to capture clearer seclusion data, this section does contain data that demonstrates such overlaps.

In this analysis, we have purposely left out data from two outliers, where a high proportion of recorded seclusion hours from Capital & Coast and Nelson Marlborough DHBs relate to a single client in each of these DHBs. For more information about this outlier data, please see Appendix 2.

In summary, in adult inpatient services¹⁷ in 2018¹⁸:

- the total number of people who experienced seclusion while receiving mental health treatment in an adult inpatient service has decreased by 21 percent since 2009¹⁹
- the total number of hours spent in seclusion has decreased by 55 percent since 2009
- the number of adult inpatient clients secluded increased by 10 percent from 2017 to 2018, and the number of hours spent in seclusion also increased by 10 percent
- 72 percent of all seclusion events lasted for less than 24 hours and 14 percent lasted for longer than 48 hours
- males were more than twice as likely as females to spend time in seclusion
- people aged 20–24 years were more likely to spend time in seclusion than those in any other age group
- Māori were more likely than non-Māori to have been secluded, have more seclusion events (as a rate per 100,000 population) and have longer periods of seclusion on average
- inpatients had an average of 6.9 seclusion events for every 1,000 bed nights they spent in adult inpatient units.

17 Adult mental health services generally care for people aged 20–64 years. Adult inpatient services are distinct from forensic services, youth services, intellectual disability services and services for older people. Additionally, this data includes patients who have a legal status under the Mental Health Act but are treated in RIDSS.

18 This excludes outlier data. Source: PRIMHD data extracted 29 July 2019, except for Lakes, Nelson Marlborough, Southern and Waitematā DHBs which provided manual data.

19 We are comparing with 2009 because that is the year when seclusion reduction policies were introduced.

Seclusion under the Mental Health Act

Section 71 of the Mental Health Act describes a person's rights relating to seclusion. It states that seclusion can only occur where, and for as long as, it is necessary for the care or treatment of the person, or to protect other people.

Seclusion rooms must be designated by the relevant DAMHS and can be used only with the authority of a person's responsible clinician. In an emergency, a nurse may place a person in a seclusion room; however, if they do, they must immediately notify the responsible clinician.

Clinicians must record the duration and circumstances of each episode of seclusion in a register that must be available for district inspectors to review. It is important to note that the seclusion of an individual in a non-designated room must still be recorded as a seclusion event. Seclusion should never be used for discipline, coercion or staff convenience, or as a substitute for adequate levels of staff or active treatment.

Changes in seclusion use

The Ministry, services and relevant agencies are working together to reduce seclusion.

The Health and Disability Services (Restraint Minimisation and Safe Practices) Standards came into effect on 1 June 2009 (Standards New Zealand 2008b). Their intent is to 'reduce the use of restraint in all its forms and to encourage the use of least restrictive practices'.

In 2010, the Ministry published the revised guidelines *Seclusion under the Mental Health (Compulsory Assessment and Treatment) Act 1992*. With the aim of decreasing seclusion, these guidelines identified best practice methods for clinicians using seclusion in mental health inpatient units.

In December 2012, the Government announced a five-year service development plan for mental health and addiction services, including an action to reduce and eliminate the use of seclusion and restraint. Te Pou o te Whakaaro Nui supported this action, publishing the resource *Towards Restraint-free Mental Health Practice: Supporting the reduction and prevention of personal restraint in mental health inpatient settings* (Te Pou 2015) and developing the Safe Practice Effective Communication (SPEC) training programme for services staff.²⁰

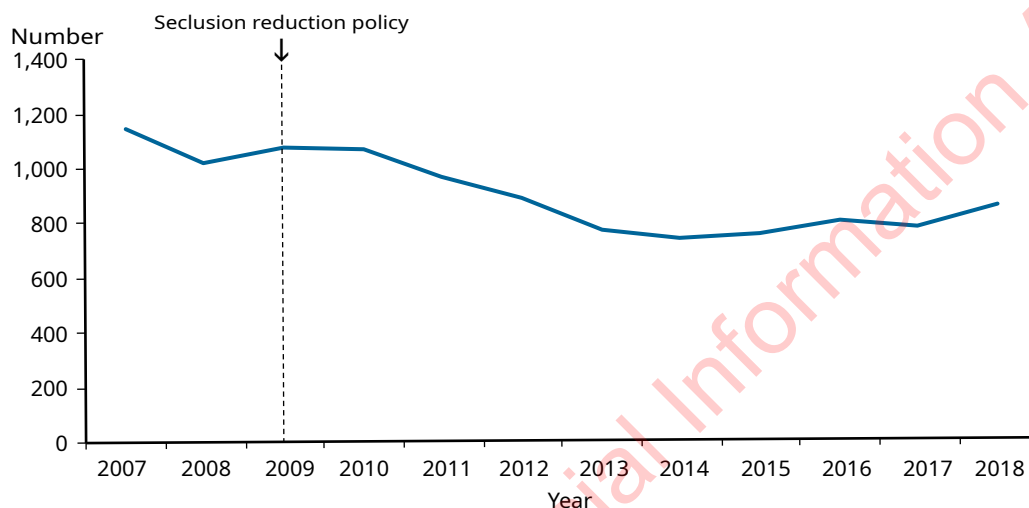
In March 2018, the Health Quality & Safety Commission (HQSC), in partnership with Te Pou, launched a national collaborative project called 'Zero Seclusion: towards the elimination of seclusion by 2020'. In collaboration with DHBs, service providers and tāngata whaiora, the Zero Seclusion project takes a recovery approach that includes a strong focus on the role of consumers, families and whānau. The project uses quality improvement methods to test and implement evidence-based strategies to reduce and eliminate the use of seclusion. It should be reiterated that the data presented in this annual report is drawn from the 2018 calendar year, which preceded the action

²⁰ For additional information about Te Pou's work on restraint and seclusion, see www.tepou.co.nz/initiatives/reducing-seclusion-and-restraint/102

phase of the zero seclusion project. The action phase of the project is informed by the data from this period. For more information about Zero Seclusion, see www.hqsc.govt.nz

Since the seclusion reduction policy began in 2009, the total number of people secluded in adult inpatient services decreased by 21 percent nationally (see Figure 25). Also at a national level, the total number of hours of seclusion in adult inpatient services has decreased by 55 percent (see Figure 26).

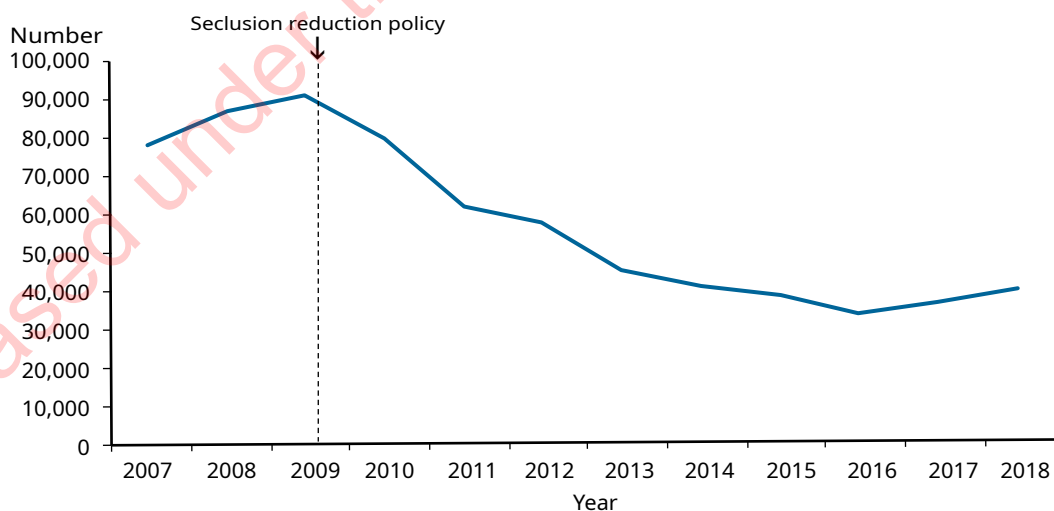
Figure 25: Number of people secluded in adult inpatient services nationally, 2007–2018



Note: This data excludes forensic inpatient services and two outliers. It includes patients who have a legal status under the Mental Health Act but are treated in RIDSS.

Source: PRIMHD data, extracted 29 July 2019, and manual data from Lakes, Nelson Marlborough, Southern and Waitematā DHBs

Figure 26: Total number of seclusion hours in adult inpatient services nationally, 2007–2018



Note: This data excludes forensic inpatient services and two outliers. It includes patients who have a legal status under the Mental Health Act but are treated in RIDSS.

Source: PRIMHD data, extracted 29 July 2019, and manual data from Lakes, Nelson Marlborough, Southern and Waitematā DHBs

Against these positive trends, however, between 2017 and 2018, the total number of people who were secluded in adult inpatient services increased by 10 percent, and the number of hours spent in seclusion also increased by 10 percent.

Seclusion in New Zealand mental health services

Between 1 January and 31 December 2018, New Zealand adult mental health services (excluding forensic and other regional rehabilitation services) accommodated 8,768 people for a total of 245,290 bed nights.²¹ Of these people, 852²² (9.7 percent) were secluded at some stage during the reporting period.

Among the adults who were secluded, many were secluded more than once (on average two times).²³ For this reason, the number of seclusion events in adult inpatient services (1,678) was higher than the number of people secluded (852).²⁴

In 2018, there were 6.9 seclusion events per 1,000 bed nights in adult inpatient units. This means that – nationally and on average – for every 1,000 bed nights a person spent in an inpatient unit, the person would have 6.9 seclusion events.²⁵

Across all inpatient services, including forensic, intellectual disability and youth services, 1,066 people experienced at least one seclusion event.²⁶ Of those secluded, 69 percent were male and 31 percent were female. The most common age group for those secluded was 20–24 years (see Figure 27). A total of 110 young people (aged 19 years and under) were secluded during the 2018 year in 290 seclusion events.²⁷

21 PRIMHD data, extracted 29 July 2019, and manual data from Lakes, Nelson Marlborough, Southern and Waitematā DHBs. This data excludes two outliers and forensic services. Bed nights are measured by team types that provide seclusion. This figure cannot be compared with years before 2017, when bed nights were measured by acute and sub-acute bed nights.

22 PRIMHD data, extracted 29 July 2019, and manual data from Lakes, Nelson Marlborough, Southern and Waitematā DHBs. Excludes two outliers and forensic services.

23 PRIMHD data, extracted 29 July 2019, and manual data from Lakes, Nelson Marlborough, Southern and Waitematā DHBs. Excludes two outliers and forensic services.

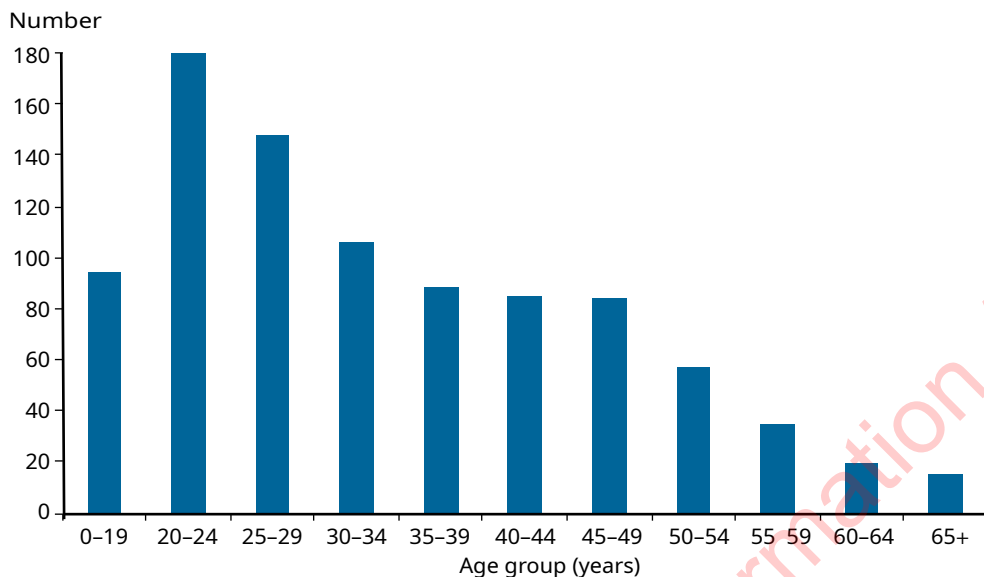
24 PRIMHD data, extracted 29 July 2019, and manual data from Lakes, Nelson Marlborough, Southern and Waitematā DHBs. Excludes two outliers and forensic services.

25 PRIMHD data, extracted 29 July 2019, and manual data from Lakes, Nelson Marlborough, Southern and Waitematā DHBs. Excludes two outliers and forensic services.

26 PRIMHD data, extracted 29 July 2019, and manual data from Lakes, Nelson Marlborough, Southern and Waitematā DHBs. Excludes two outliers.

27 Of the 110 young people spending time in seclusion, 32 were in the country's specialist facilities for children and young people (in Christchurch, Auckland and Wellington). Of the 290 seclusion events, 108 occurred in those specialist facilities.

Figure 27: Number of people secluded across all inpatient services (adult, forensic, intellectual disability and youth), by age group, 1 January to 31 December 2018

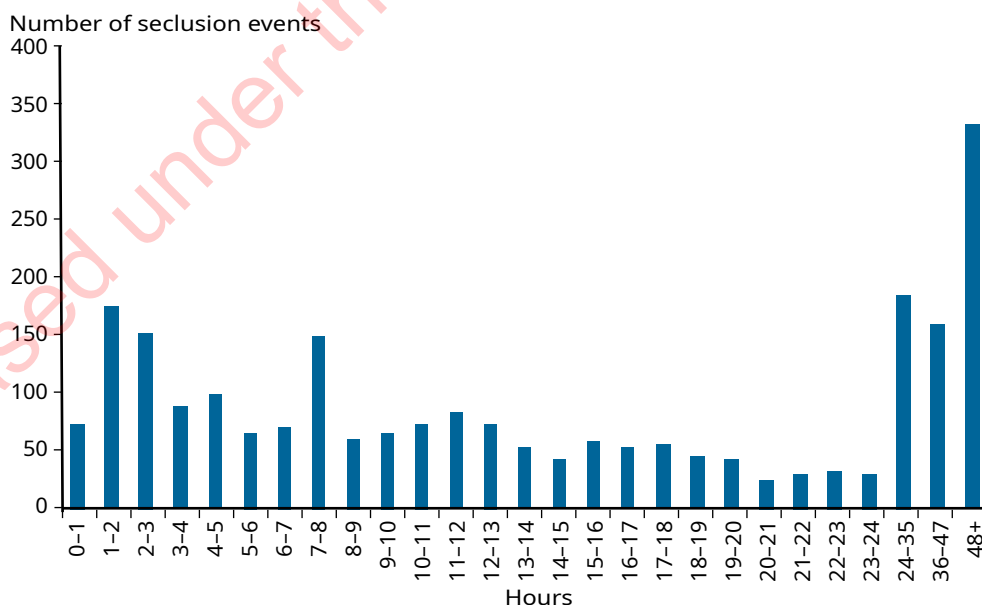


Note: This data excludes two outliers. It includes patients who have a legal status under the Mental Health Act but are treated in RIDSS.

Source: PRIMHD data, extracted 29 July 2019, and manual data from Lakes, Nelson Marlborough, Southern and Waitematā DHBs

The length of time spent in seclusion varied considerably. Most seclusion events (72 percent) lasted for less than 24 hours. Some (14 percent) lasted for longer than 48 hours. Figure 28 shows the number of seclusion events by the length of the event in 2018.

Figure 28: Number of seclusion events across all inpatient services (adult, forensic, intellectual disability and youth) by duration of event, 1 January to 31 December 2018



Note: This data excludes two outliers. It includes patients who have a legal status under the Mental Health Act but are treated in RIDSS.

Source: PRIMHD data, extracted 29 July 2019, and manual data from Lakes, Nelson Marlborough, Southern and Waitematā DHBs

Use of seclusion by district health boards

All DHBs except for Wairarapa DHB (which has no mental health inpatient service) use seclusion.²⁸ In 2018, the national average number of people secluded in adult inpatient services was 29.4 per 100,000 population, and the average number of seclusion events was 57.8 per 100,000 population.

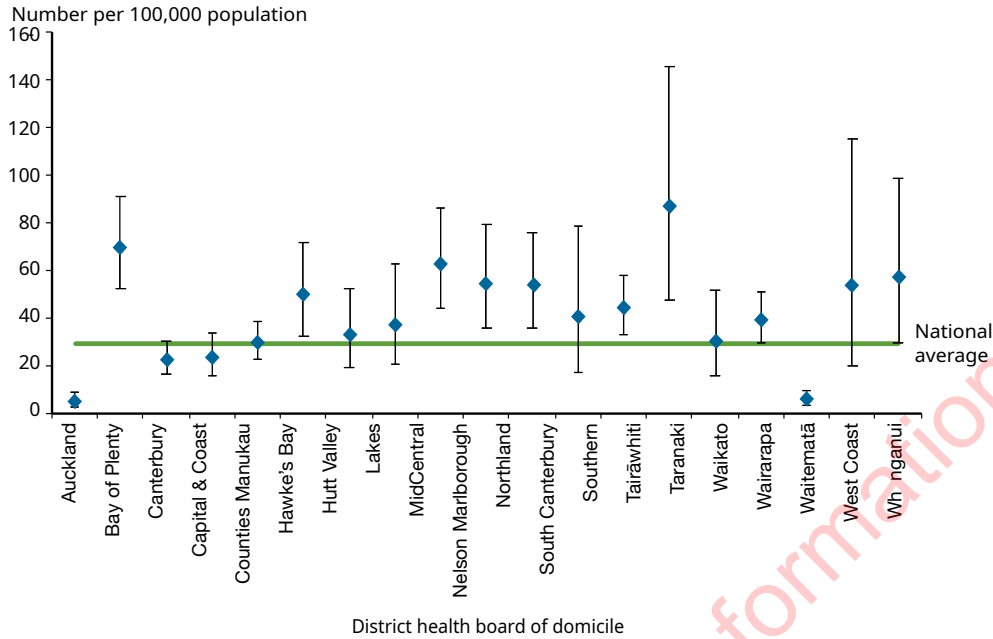
As Figures 29 and 30 show, seclusion data varied widely across DHBs in 2018. Reasons for such variation are likely to include:

- differences in service seclusion practice
- variations in the prevalence and acuity of mental illness within a local population
- ward design factors, such as whether intensive care and low-stimulus facilities are available
- staff numbers, experience and training
- use of sedating psychotropic medication
- cases where a DHB uses frequent or prolonged seclusion of a small number of people, distorting its seclusion figures over the 12-month period.

Because it is difficult to measure and adjust for these factors, the Ministry recommends comparing an individual DHB's performance over time in addition to considering the adjusted comparisons between DHBs in this report.

²⁸ If a person in Wairarapa DHB requires admission to mental health inpatient services, they are transported to Hutt Valley or MidCentral DHB, and the seclusion statistics relating to these service users appear on that DHB's database.

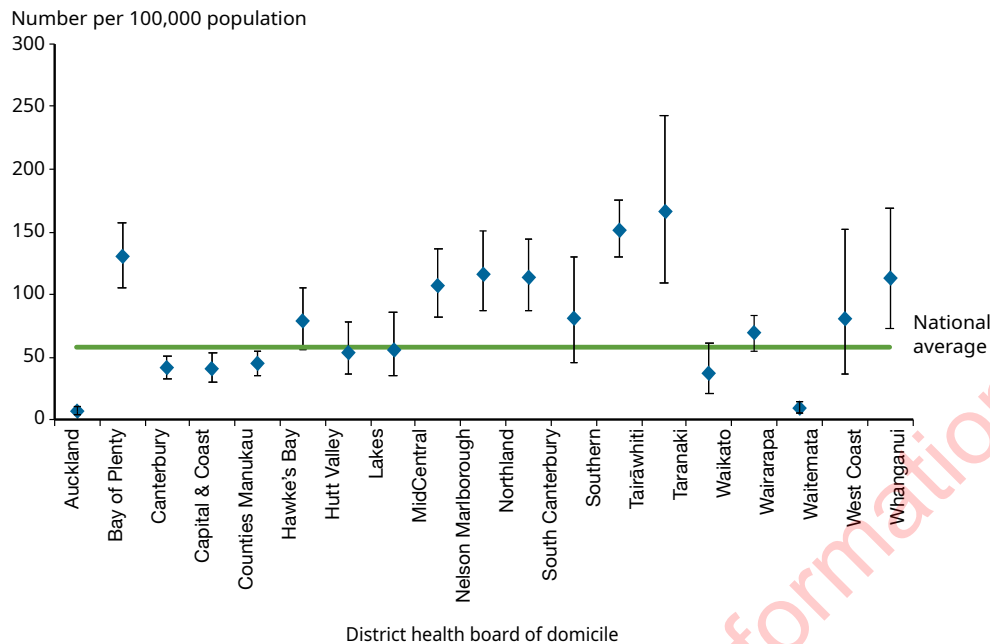
Figure 29: Number of people secluded in adult inpatient services per 100,000 population, by DHB, 1 January to 31 December 2018



Notes: The graph uses confidence intervals (for 99 percent confidence) to help in interpreting the data. Where a DHB region's confidence interval crosses the national average, this means the DHB's rate was not statistically significantly different from the national average. This data excludes two outliers. It includes patients who have a legal status under the Mental Health Act but are treated in RIDSS. As Wairarapa DHB does not have an inpatient unit, they have been removed from this graph.

Source: PRIMHD data, extracted 29 July 2019, and manual data from Lakes, Nelson Marlborough, Southern and Waitematā DHBs

Figure 30: Number of seclusion events in adult inpatient services per 100,000 population, by DHB, 1 January to 31 December 2018



Notes: This graph uses confidence intervals (for 99 percent confidence) to help in interpreting the data. Where a DHB region's confidence interval crosses the national average, this means the DHB's rate was not statistically significantly different from the national average. This data excludes two outliers. It includes patients who have a legal status under the Mental Health Act but are treated in RIDSS. As Wairarapa DHB does not have an inpatient unit, they have been removed from this graph.

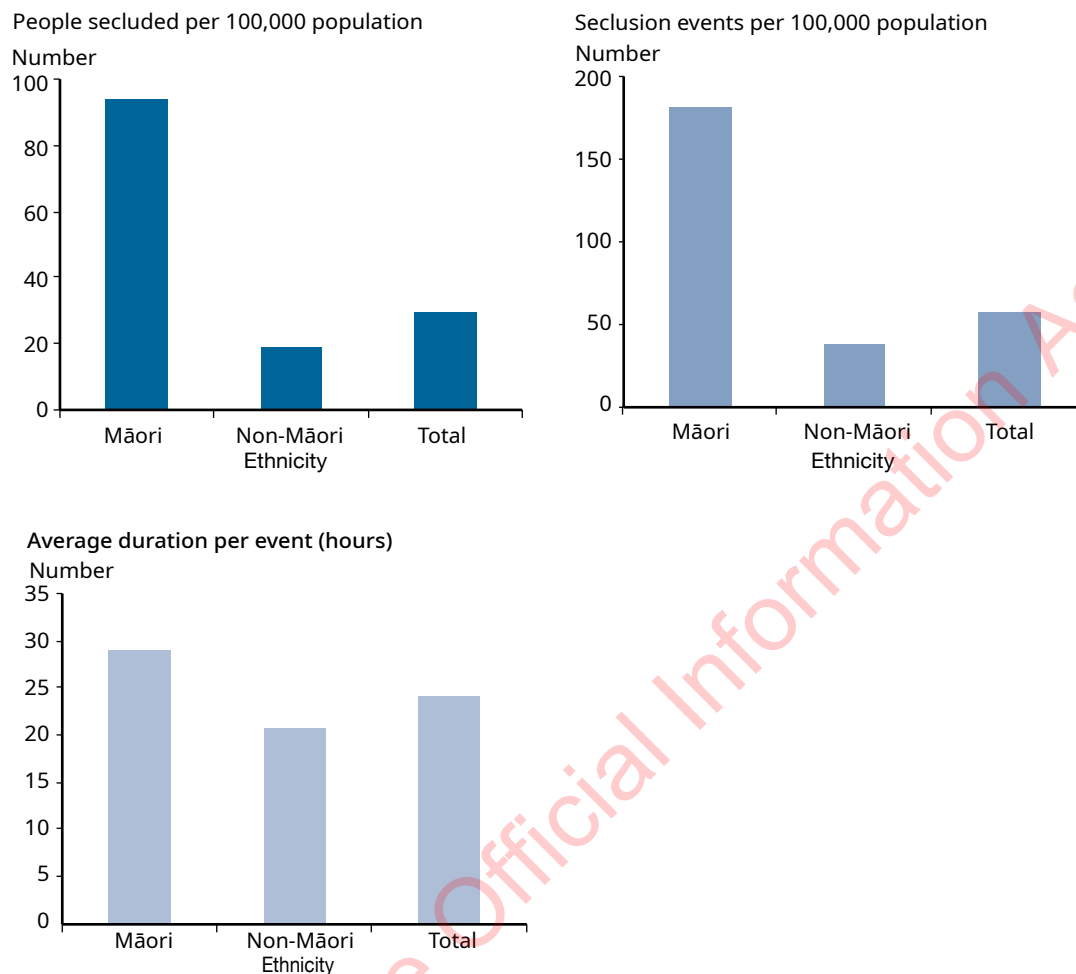
Source: PRIMHD data, extracted 29 July 2019, and manual data from Lakes, Nelson Marlborough, Southern and Waitematā DHBs

Seclusion and ethnicity

In 2018, Māori were five times more likely to be secluded in adult inpatient services than people from other ethnic groups. Figure 31 shows seclusion indicators for Māori and non-Māori during 2018. Māori were secluded at a rate of 94.5 people per 100,000 and non-Māori at a rate of 19 people per 100,000 population.²⁹

²⁹ This report, like previous reports from the Office, measures rates of people secluded and seclusion events per 100,000 population. Other publications may measure rates of seclusion events against the population of the inpatient service. Both measures are useful. This data excludes two outliers

Figure 31: Seclusion indicators for adult inpatient services, Māori and non-Māori, 1 January to 31 December 2018

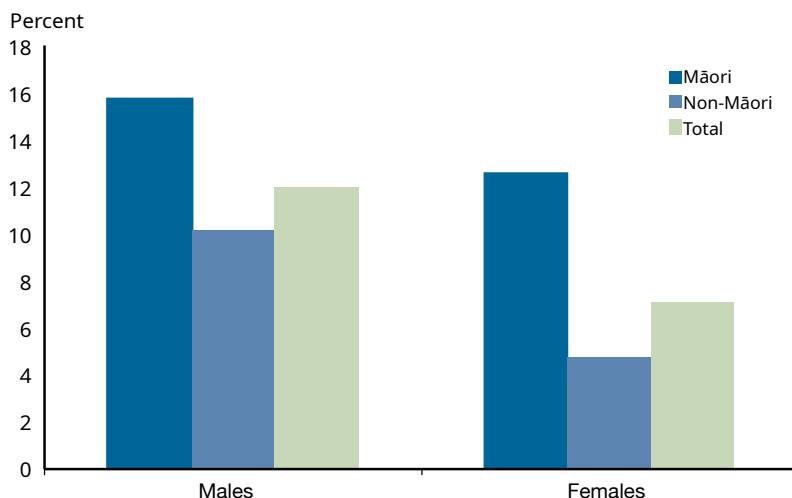


Note: This data excludes two outliers and forensic services. It includes patients who have a legal status under the Mental Health Act but are treated in RIDSS. This excludes those with a legal status under the Intellectual Disability (Compulsory Care and Rehabilitation) Act.

Source: PRIMHD data, extracted 29 July 2019, and manual data from Lakes, Nelson Marlborough, Southern and Waitematā DHBs

Figure 32 shows the percentage of Māori and non-Māori male and female service users secluded in adult inpatient services in 2018. It indicates that a greater proportion of Māori were secluded than non-Māori, and that across ethnicities males were more likely to be secluded (12 percent) than females (7 percent). However, Māori females in adult inpatient services experience higher seclusion rates than non-Māori males.

Figure 32: Percentage of people spending time in seclusion in adult inpatient services, Māori and non-Māori males and females, 1 January to 31 December 2018



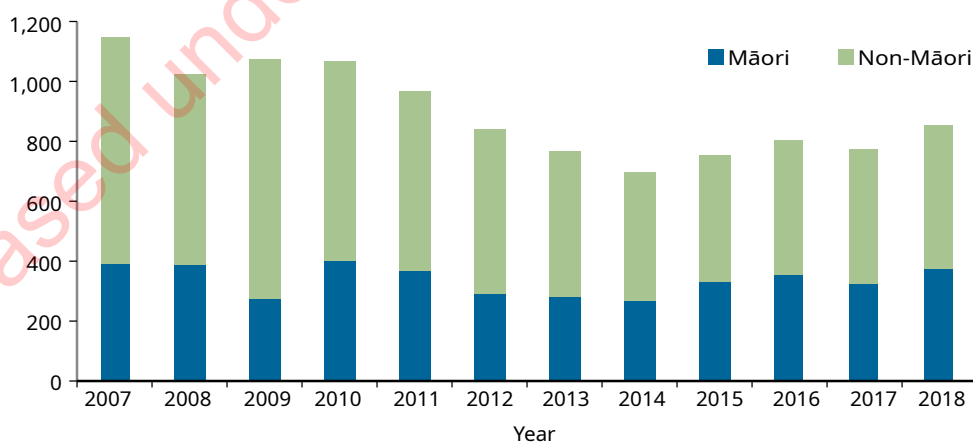
Note: This data excludes two outliers and forensic services. It includes patients who have a legal status under the Mental Health Act but are treated in RIDSS. This excludes those with a legal status under the Intellectual Disability (Compulsory Care and Rehabilitation) Act.

Source: PRIMHD data, extracted 29 July 2019, and manual data from Lakes, Nelson Marlborough, Southern and Waitematā DHBs

Figure 33 shows the number of Māori and non-Māori aged 20–64 years secluded in adult inpatient services from 2007 to 2018. Nationally over this time, the number of people secluded decreased by 25 percent. The number of people secluded who identified as Māori decreased by 3 percent over the same time.

Against this trend, however, the total number of adult patients secluded increased by 10 percent from 2017 to 2018. The number of Māori patients increased by 17 percent over the same period.

Figure 33: Number of Māori and non-Māori aged 20–64 years secluded in adult inpatient services, 2007–2018



Note: This data excludes two outliers and forensic services. It includes patients who have a legal status under the Mental Health Act but are treated in RIDSS. This excludes those with a legal status under the Intellectual Disability (Compulsory Care and Rehabilitation) Act.

Source: PRIMHD data, extracted 29 July 2019, and manual data from Lakes, Nelson Marlborough, Southern and Waitematā DHBs

Seclusion in forensic units

Five DHBs provide specialist inpatient forensic services: Canterbury, Capital & Coast, Southern, Waikato and Waitematā.³⁰ These services provide mental health treatment in a secure environment for prisoners with mental disorders and for people defined as special or restricted patients under the Mental Health Act.

These forensic services also provide care for people (care recipients or special care recipients) under the Intellectual Disability (Compulsory Care and Rehabilitation) Act 2003 (IDCC&R Act). The Ministry of Health purchases this care under the High and Complex Framework. The facilities that these services offer vary. Some services provide beds within existing forensic mental health infrastructure; others provide them in purpose-built facilities. Some RIDSS also have 'step-down' facilities, which are medium secure 'cottages' intended to provide a more home-like environment as care recipients move towards a transition to the community.

We report on seclusion data for those under the IDCC&R Act separately from the data for patients under the Mental Health Act to give a better understanding of the use of seclusion for each group (see below).

As we noted previously, the seclusion data presented for intellectual disabilities is specific to care recipients with a legal status under the IDCC&R Act. The seclusion data for mental health services includes patients who have a legal status under the Mental Health Act but receive treatment from RIDSS.

Care recipients being cared for under the IDCC&R Act and the Mental Health Act may only be subject to seclusion in hospital-level secure services that meet requirements in the Mental Health Act.

A small number of care recipients currently in secure care have not made significant rehabilitative gains towards transitioning to community placement. These clients have intellectual disabilities and/or mental health conditions of such severity that they have been subject to long-term hospital-level care, and it is highly likely they will continue to require long-term secure care and more restrictive practices. Tables 7, 8 and 9 reflect these circumstances.

Table 7 presents data on the number of seclusion events for people with intellectual disabilities in each DHB, while Table 8 presents data on seclusion hours for this group in 2018.

³⁰ Capital & Coast DHB also operates a forensic service at Whanganui.

Table 7: Number of seclusion events for people with intellectual disabilities, by DHB, 1 January to 31 December 2018

DHB	Number of beds*	Number of people	Number of events	Median of number of events	Average number of events per person
Canterbury	8	4	29	4	7
Capital & Coast	32	5	14	2	3
Southern	11	2	31	16	16
Waikato	3	3	36	12	12
Waitematā	12	6	151	10	25

Note: This data presents seclusion data only for care recipients with a legal status under the IDCC&R Act.

Source: All DHB data supplied manually

Table 8: Seclusion hours for people with intellectual disabilities, by DHB, 1 January to 31 December 2018

DHB	Total seclusion hours (hours)	Median duration of seclusion events (hours: minutes)	Average duration of seclusion events (hours: minutes)
Canterbury	233	3:07	8:02
Capital & Coast	213	16:40	15:13
Southern	142	2:55	4:34
Waikato	590	4:31	16:22
Waitematā	1868	7:29	12:22

Note: This data presents seclusion data only for care recipients with a legal status under the IDCC&R Act.

Source: All DHB data supplied manually

Table 9 presents seclusion indicators for forensic mental health services in each DHB for 2018. These indicators cannot be compared with adult service indicators because they have a different client base. A few individuals who were secluded significantly more often or for longer than others can substantially affect the rates of seclusion for the relatively small group of people in the care of forensic mental health services.

Table 9: Seclusion indicators for forensic mental health services, by DHB, 1 January to 31 December 2018

DHB	Number of clients secluded	Number of events	Total hours	Average duration per event (hours)
Canterbury	22	85	7,741	91.1
Capital & Coast	6	24	662	27.6
Southern	2	9	530	58.9
Waikato	26	68	4,906	72.2
Waitematā	43	338	6,262	18.5
Total	99	524	20,101	38.4

Notes: The sum of the total clients does not match the total reported because one client was seen by both Canterbury and Capital & Coast DHBs. In the 2017 Annual Report, the last column was mislabelled 'Average duration per client (hours)'. The correct label for that column is 'Average duration per event (hours)', making it comparable with other years' data. Data for the Whanganui forensic mental health service has been included with Capital & Coast.

Clients are aged 20–64 years. Clients are mental health service users only.

Source: PRIMHD data extracted on 29 July 2019; manual data submitted by Southern and Waitematā DHBs

Special and restricted patients

Under New Zealand law, people who have been charged with committing crimes while severe mental illness is influencing their judgement may be treated in a secure mental health facility, instead of going to prison. These people are given 'special patient' status. Ensuring special patients are treated for their illness is an important step towards improving their wellbeing and preventing re-offending.

Special patients³¹ include:

- people charged with, or convicted of, a criminal offence and remanded to a hospital for a psychiatric report
- remanded or sentenced prisoners transferred from prison to a hospital
- defendants found not guilty by reason of insanity
- defendants who are unfit to stand trial
- people who have been convicted of a criminal offence and both sentenced to a term of imprisonment and placed under a compulsory treatment order.

Restricted patients are people detained in forensic mental health services, by court order, because they pose a danger to others. They may have also been transferred from prison or previously had a special patient status that was changed when their sentence ended. Restricted patients are generally subject to the same leave provisions as the provisions that apply to special patients.

³¹ As set out in section 2(1) of the Mental Health Act. For the purposes of this report, the data does not include people subject to section 191(2)(a) of the Armed Forces Discipline Act 1971 or section 136(5)(a) of the IDCC&R Act.

For more information about special and restricted patients, see Appendix 3.

Forensic mental health services

Forensic mental health services are responsible for the care and treatment of special patients and restricted patients within the legislative framework of the Mental Health Act and the Criminal Procedure (Mentally Impaired Persons) Act 2003 (the CP (MIP) Act).

Special and restricted patients are detained in the care of one of five regional forensic psychiatry services throughout New Zealand under the jurisdiction of Waitematā, Waikato, Capital & Coast, Canterbury and Southern DHBs.³² These services develop management plans to progressively reintegrate people into the community as treatment improves their mental health.

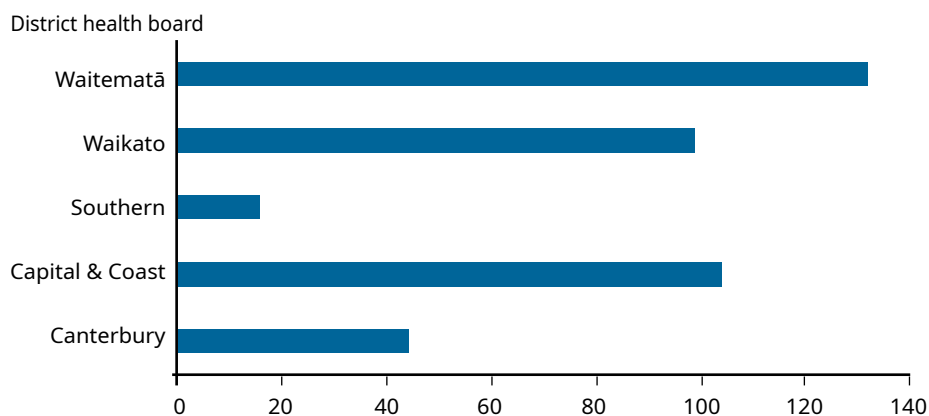
Forensic mental health services must carefully balance the rights, treatment and rehabilitative needs of the individual patient against the safety of the public and the concerns of any victims.

The role of clinical management of special and restricted patients lies with the patient's responsible clinician. However, before anyone gets permission for leave in the community or changes to their legal status as a special or restricted patient, the Director of Mental Health, and (depending on the legal status of the patient) the Minister of Health and/or the Attorney-General must consider and approve the case. The legal requirement for these senior government officials to consider such cases reflects the risks in treating special and restricted patients, and the need to ensure a wide range of factors are considered when making decisions about these patients.

Figure 34 presents the total number of special patients in the care of each of the DHBs that provide regional forensic psychiatry services.

³² A smaller inpatient forensic service in Whanganui also operates under the Capital & Coast DHB's forensic services. Additionally, in some circumstances, certain special patient orders can enable a court to direct treatment outside a regional forensic service.

Figure 34: Total number of special patients, by DHB, 1 January to 31 December 2018



Notes: Due to their relatively small numbers of special patients, Whanganui DHB is included under Capital & Coast DHB and Nelson Marlborough DHB is included under Canterbury DHB.

Source: PRIMHD collection, extracted 29 July 2019

Special and restricted patients may be detained for short-term or extended care.

Extended forensic care special patients

Extended forensic care patients include special patients who have been found not guilty by reason of insanity or unfit to stand trial under section 24(2)(a) of the CP (MIP) Act 2003. Restricted patients under section 55 of the Mental Health Act are also subject to extended forensic care.

In 2018, New Zealand had 156 extended forensic care special patients. Table 10 presents the number of these patients in the care of each of the DHBs that provide regional forensic psychiatry services.

Short-term forensic care special patients

Short-term forensic care patients include people transferred to a forensic mental health service from prison. Once a person has been sentenced to a term of imprisonment, any compulsory mental health treatment order relating to them no longer applies. Remand prisoners may remain on a pre-existing compulsory treatment order, but it is unlawful to enforce compulsory treatment in the prison environment. However, a court may make a 'hybrid order' under section 34(1)(a)(i) of the CP (MIP) Act 2003, sentencing an offender to a term of imprisonment while also ordering their detention in hospital as a special patient.

If a mentally disordered prisoner requires compulsory assessment and/or treatment, section 45 of the Mental Health Act provides for their transfer to hospital. Section 46 allows for voluntary admission to hospital with the approval of the prison superintendent. Services must notify the Director of Mental Health of all such admissions. On advice from services, the Director can direct the person's return to prison under section 47 of the Mental Health Act.

In 2018, New Zealand had a total of 251 short-term forensic care special patients. Table 10 presents the number of these patients in the care of each of the DHBs that

provide regional forensic psychiatry services. Figure 35 shows the percentage of court orders given for short-term forensic care legal status relative to those for extended forensic care legal status in each of these DHBs.

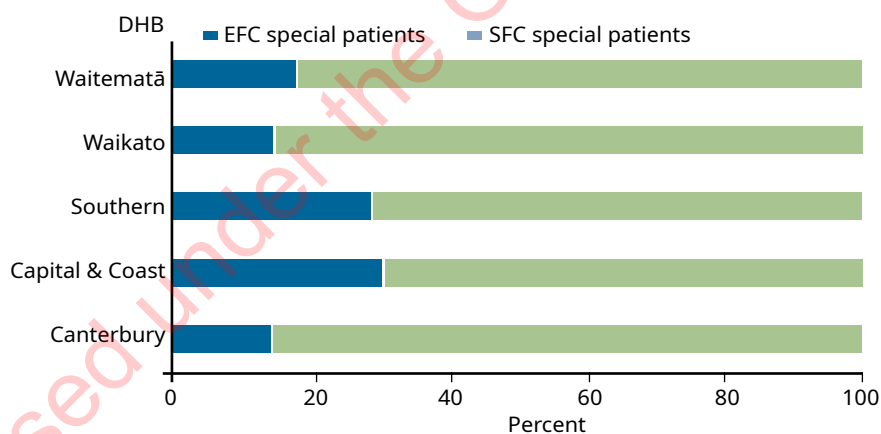
Table 10: Number of extended and short-term forensic care special patients, by DHB, 1 January to 31 December 2018

Forensic services	EFC special patients	SFC special patients	Total special patients
Canterbury DHB	16	30	44
Capital & Coast DHB	50	60	104
Southern DHB	10	7	16
Waikato DHB	32	72	99
Waitematā DHB	52	85	132

Notes: EFC = extended forensic care; SFC = short-term forensic care. People are counted as special patients in more than one DHB when they receive treatment with more than one DHB. For this reason, the total of this data is higher than the national total. Due to their relatively small numbers of special patients, Whanganui DHB is included under Capital & Coast DHB and Nelson Marlborough DHB is included under Canterbury DHB. Under certain special patient orders, a court can direct treatment outside a regional forensic service. We have excluded this data because it involves only a few patients and it is necessary to protect patient confidentiality.

Source: PRIMHD collection, extracted on 29 July 2019

Figure 35: Percentage of court orders given for extended forensic care relative to short-term forensic care, by DHB, 1 January to 31 December 2018



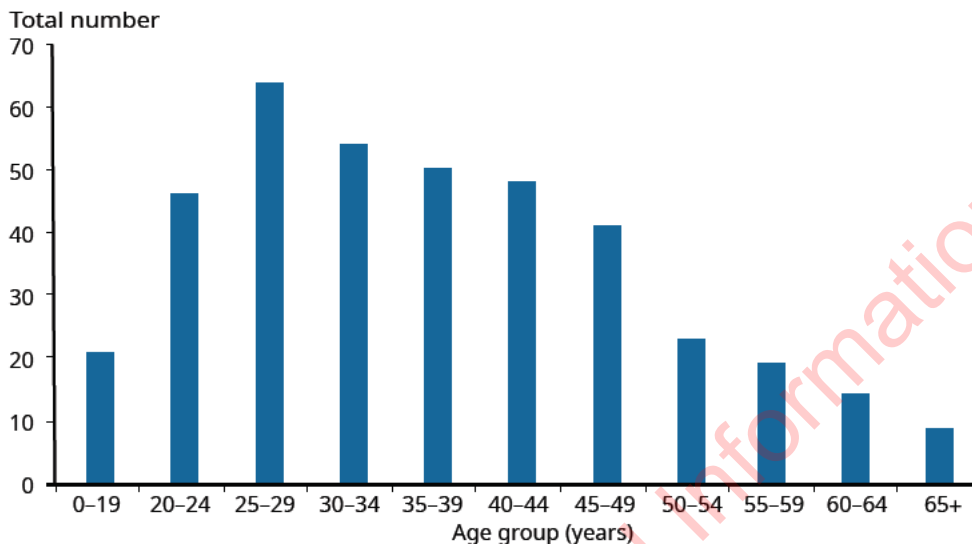
Note: Unlike previous data in this section, the data in this figure is based on a count of court orders for legal status rather than a count of people with a special patient legal status. One special patient may have many court orders for their legal status in the year, which could include both extended forensic care (EFC) and short-term forensic care (SFC), but each special patient's legal status can only be in one category at any one time – EFC or SFC. Please use caution when comparing the counts of court orders for legal status with the counts of people with either EFC or SFC legal status. Due to their relatively small numbers of special patients, Whanganui DHB is included under Capital & Coast DHB and Nelson Marlborough is included under Canterbury DHB.

Source: PRIMHD collection, extracted on 29 July 2019

Sex, age and ethnicity of special patients

In 2018, special patients were almost five times more likely to be male (86 percent) than female (14 percent). The most common age group for special patients was 25–29 years old (see Figure 36).

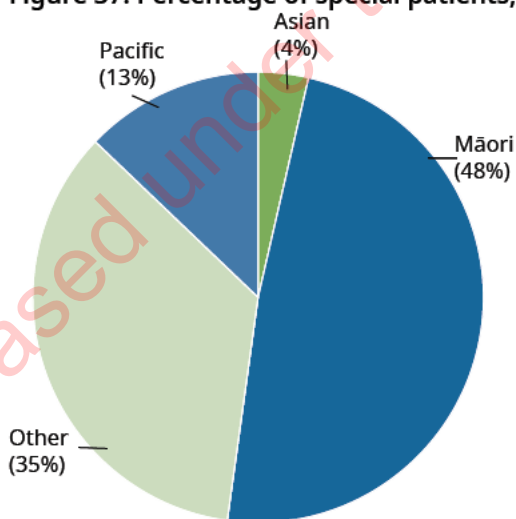
Figure 36: Total number of special patients, by age group, 1 January to 31 December 2018



Source: PRIMHD collection, extracted on 29 July 2019

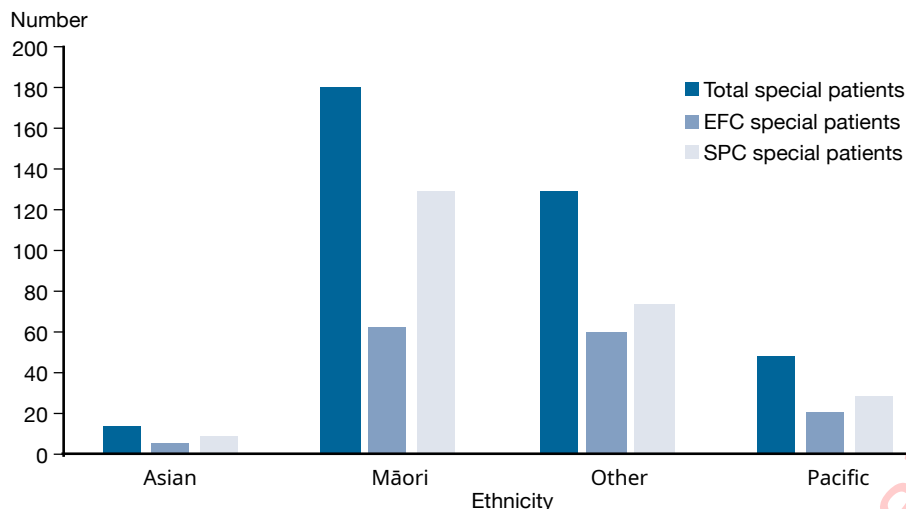
In 2018, the ethnic group with the highest proportion of people subject to a special patient order was Māori (48 percent) (see Figure 37). Māori represent the highest proportion of both extended forensic care (42 percent) and short-term forensic care (54 percent) special patients. Figure 38 shows the number of special patients in each ethnic group for each of these types of forensic care.

Figure 37: Percentage of special patients, by ethnicity, 1 January to 31 December 2018



Source: PRIMHD collection, extracted on 27 July 2019

Figure 38: Number of special patients, by ethnicity and special patient type, 1 January to 31 December 2018



Notes: EFC = extended forensic care; SFC = short-term forensic care. A patient may be represented under both the extended forensic care and short-term forensic care categories in this graph.

Source: PRIMHD collection, extracted on 29 July 2019

Decisions about leave and change of legal status for special and restricted patients

The Director of Mental Health has a central role in managing special patients and restricted patients. The Director must be notified of the admission, discharge or transfer of special and restricted patients and certain incidents involving these people (section 43 of the Mental Health Act). The Director may authorise the transfer of patients between DHBs under section 49 of the Mental Health Act or grant leave for any period no longer than seven days for certain special and restricted patients (section 52).

Leave is an important part of a special patient's rehabilitation and occurs in a carefully stepped manner. Patients usually begin by having walks on the hospital grounds escorted by forensic service staff. If appropriate, patients progress to unescorted ground leave and then to escorted and unescorted community leave. This leave is typically used to attend appointments, work or rehabilitation programmes or to visit family. After increasing periods of successful unescorted leave, it may be appropriate for some individuals to progress to a less secure setting. Individuals may move to an open hospital unit and eventually live in the community, often in supported accommodation or with family. It is important to note that not all special patients will be eligible for leave, and that there is no requirement for a special patient to progress towards less secure conditions if risk assessment or the patient's progress does not support this.

Under section 50 of the Mental Health Act, the Minister of Health can grant periods of leave for longer than seven days to certain categories of special patients. The Director briefs the Minister of Health when requests for leave are made. The first period of ministerial section 50 leave is usually granted for a period of six months, with the possibility of further applications for ministerial leave for a period of 12 months.

While on leave, special patients are subject to leave conditions and regular monitoring by their treating team. If a special patient breaches their leave conditions or they must return to hospital because of their mental state, leave may be recalled. Special patients are subject to a high degree of monitoring and are not able to exit forensic services or travel overseas without permission. Border alerts are in place for special patients when they have been granted unescorted leave in the community.

Special patients found not guilty by reason of insanity may be considered for a change of legal status if it is determined that their detention as a special patient is no longer necessary to safeguard the interests of the person or the public. This will usually occur after the person has been living successfully in the community on ministerial long leave for several years. Services send applications for changes of legal status to the Director of Mental Health. After careful consideration, the Director makes a recommendation for the Minister's decision about a person's legal status.

Following a change of legal status, mental health services continue to support former special patients in the community. Many former special patients remain under compulsory mental health treatment orders for extended periods. For more information about special patients, see Appendix 3.

Table 11 shows the number of applications for section 50 long leave, revocation and reclassification that the Office processed during 2018.

Table 11: Number of applications for section 50 long leave, revocation and reclassification sent to the Minister of Health for special patients and restricted patients, 1 January to 31 December 2018

Type of request	Number
First ministerial section 50 leave applications	13
First ministerial section 50 leave applications not approved	0
Ministerial section 50 leave revocations (initial and further)	2
Further ministerial section 50 leave applications	13
Further ministerial section 50 applications not approved	0
Change of legal status applications approved	9
Change of legal status applications not approved	0

Note: Numbers do not include the number of applications that were withdrawn before the Minister of Health received them.

Source: Office of the Director of Mental Health and Addiction Services records

Mental health and addiction adverse event reporting

Deaths reported to the Director of Mental Health

New Zealand has two major national reporting mechanisms for adverse events relating to mental health.³³ These are that DHBs must:

1. notify the Director of Mental Health of the death of any person or special patient under the Mental Health Act
2. report all adverse events rated Severity Assessment Code (SAC)³⁴ 1 or 2 to the HQSC in line with the National Adverse Events Reporting Policy (HQSC 2018). Mental health services that are not funded by DHBs are encouraged but not required to report adverse events to the HQSC. (Due to small numbers, the data from the latter group of services is not reported here.)

Please note that deaths of people subject to the Mental Health Act may be reported to both agencies where the death meets the SAC1 criteria.

Under section 132 of the Mental Health Act, services must notify the Director of Mental Health within 14 days of the death of any person or special patient who is subject to the Mental Health Act. Such a notification must identify the apparent cause of death.³⁵

If the circumstances surrounding a death cause concern, the relevant DHB may initiate an inquiry. The Director of Mental Health can also initiate an investigation under section 95 of the Mental Health Act and, in rare cases, the Minister or Director-General of Health can initiate an inquiry under section 72 of the New Zealand Public Health and Disability Act 2000. The Director of Mental Health works to ensure that DHBs follow up on recommendations.

In 2018, the Director of Mental Health received 57 death notifications related to people under the Mental Health Act (see Table 12). Of these, 17 were about people who were reported to have died by suspected suicide.³⁶ The remaining 40 people reportedly died by other means, including natural causes and illnesses unrelated to mental health status.

33 An adverse event is an event that results in harm or has the potential to result in harm to a consumer.

34 SAC is a numerical rating of how severe an adverse event is and, as a consequence, identifies what level of reporting and investigation needs to be undertaken for that event.

35 Any suicides or suspected suicides under the Mental Health Act also come under the serious adverse event reporting requirements of the HQSC.

36 In New Zealand, a coroner only officially classifies a death as suicide after completing their inquiry. Only those deaths that the coroner decides are 'intentionally self-inflicted' will receive a final verdict of suicide. A coronial inquiry is unlikely to occur within a calendar year of an event occurring; for this reason, when a death appears to be self-inflicted but the coroner has not yet established the person's intent, it is called a 'suspected suicide'.

Table 12: Outcomes of reportable death notifications under section 132 of the Mental Health Act, 1 January to 31 December 2018

Reportable death outcome	Number
Suspected suicide	17
Other deaths	40
Total	57

Source: Office of the Director of Mental Health and Addiction Services records

Deaths reported to the Director of Addiction Services

For deaths relating to substance use and addiction, the Substance Addiction Act makes no provision for DHBs or approved providers to report deaths of patients. Nonetheless, the Office encourages them to report adverse events to the Director of Addiction Services.

After the Substance Addiction Act came into force on 21 February 2018, no deaths to people subject to that Act occurred during 2018 while they were subject to that Act.

Adverse events reported to the Health Quality & Safety Commission

Adverse event reporting encourages health and disability services to identify and review the events with the aim of preventing similar occurrences in the future and helping health care for New Zealanders to be better and safer.

In New Zealand, adverse events have been reported publicly since 2006.³⁷ Since reporting began, the number of adverse events that DHBs report has increased. This increase is not necessarily because adverse events have become more frequent; we consider that at least part of the explanation may be that DHBs have improved their reporting systems and created a stronger culture of transparency and commitment to learning.

Additionally, it is important to note that the reporting periods for adverse events differ between the Ministry and HQSC. The Ministry collects data over the calendar year, whereas HQSC collects data over the financial year.

Adverse events reported by district health board mental health services

Table 13 provides a breakdown of the types of adverse events relating to mental health that DHBs reported to the HQSC during 2018. Table 14 shows the number of events reported for each DHB.

³⁷ Before the HQSC's first publication in 2010, the Quality Improvement Committee published reports on adverse events.

Comparing individual DHBs based on this data is not straightforward. As noted above, high numbers can indicate a DHB has a good reporting culture rather than that it has more actual adverse events compared with other DHBs. In addition, DHBs that serve a larger population or provide more complex mental health services may report a higher number of adverse events.

For more information about adverse events in mental health and addiction services, we recommend reading HQSC (2018) *Learning from Adverse Events*.

Table 13: Number of mental health adverse events that DHBs reported to the Health Quality & Safety Commission, by type of event, 1 January to 31 December 2018

Type of event	Outpatient	Inpatient	On approved leave	Inpatient (AWOL)	Total
Suspected suicide	176	7	0	4	187
Serious self-harm	9	9	0	1	19
Serious adverse behaviour	4	6	0	0	10
Total	189	22	0	5	216

Note: AWOL = absent without leave.

Source: HQSC adverse event data, extracted on 2 September 2019

Table 14: Mental health adverse events that DHBs reported to the Health Quality & Safety Commission, by DHB, 1 January to 31 December 2018

DHB	Number of events	DHB	Number of events
Auckland	25	Northland	6
Bay of Plenty	8	South Canterbury	3
Canterbury	24	Southern	29
Capital & Coast	15	Tairāwhiti	7
Counties Manukau	13	Taranaki	4
Hawke's Bay	6	Waikato	17
Hutt Valley	4	Wairarapa	0
lakes	9	Waitematā	26
MidCentral	10	West Coast	3
Nelson Marlborough	3	Whanganui	4
		New Zealand total	216

Source: HQSC adverse event data, extracted on 2 September 2019

Death by suicide

Here we provide a brief overview of suicide deaths and deaths of undetermined intent, with a particular focus on people who had contact with specialist mental health services (including services treating people with alcohol and other drugs (AOD) addiction) in the year before their death.³⁸ Here we refer to people with no history of mental health service use in the year before their death as 'non-service users', although we acknowledge that some of these 'non-service users' may have used mental health or AOD services at some earlier time in their lives. This overview uses data from 2016 as it can take several years for a coroner to complete an investigation into a suicide.

With the opening of the Suicide Prevention Office (SPO) in 2019, this will be the last time suicide data is included in the Annual Report. Any general data on suicides will now be released from the SPO as a part of their work.

In summary, in 2016³⁹:

- 552 people died by suicide and the mortality database recorded a further 26 deaths of undetermined intent⁴⁰
- about 42 percent of those who died by suicide or undetermined intent (among those aged 10–64 years) were mental health service users
- mental disorders were one of the factors that made suicidal behaviour more likely
- males were more likely to die by suicide than females.

Prevalence of suicide in the population

At the time the data was extracted, the mortality database had recorded 552 suicides for 2016⁴¹ and a further 26 deaths of undetermined intent, which we include in this report. Of this initial total of 578 deaths, 63 involved people who were aged 65 years and over. The following discussion excludes these deaths.⁴²

38 For more detailed information on deaths by suicide, please visit 'Understanding suicide in New Zealand' at health.govt.nz/our-work/mental-health-and-addictions/suicide-prevention-new-zealand/understanding-suicide-new-zealand

39 Ministry of Health mortality database, extracted on 27 June 2019.

40 Suicide is a death where evidence shows that the person deliberately brought about their own death as determined by coronial ruling. A coroner decides a death is of undetermined intent in circumstances where intent was not determined or not enough information has been gathered about likely intent.

41 These numbers are subject to change. The mortality database is a dynamic collection and changes can be made even after the data is considered nominally final.

42 We have excluded the deaths of people aged 65 and over because in the Central and Southern regions, health services for older people rather than mental health services provide older people's mental health treatment and their data was not necessarily recorded in PRIMHD. Each year, deaths of children under 10 years of age are also excluded because 'undetermined intent' deaths in this age group are unlikely to be caused by suicide. The data was drawn from information provided to the Ministry's national mortality database and PRIMHD.

Table 15 sets out statistics on the remaining 515 deaths. Of these 515 people, 219 (40 percent) had had contact with mental health services in the year before their death.

Table 15: Number and age-standardised rate of suicide, by service use, people aged 10–64 years, 2016

	Number	Age-standardised rate ^a
Deaths due to intentional self-harm		
Service users ^b	209	127.1
Non-service users	280	6.9
Total	489	12.2
Deaths of undetermined intent		
Service users	10	6.3
Non-service users	16	0.4
Total	26	0.6
Total deaths		
Service users	219	133.3
Non-service users	296	7.2
Total	515	12.1

Notes: a Age-standardised rate is per 100,000, standardised to the World Health Organization standard population aged 0–64 years.

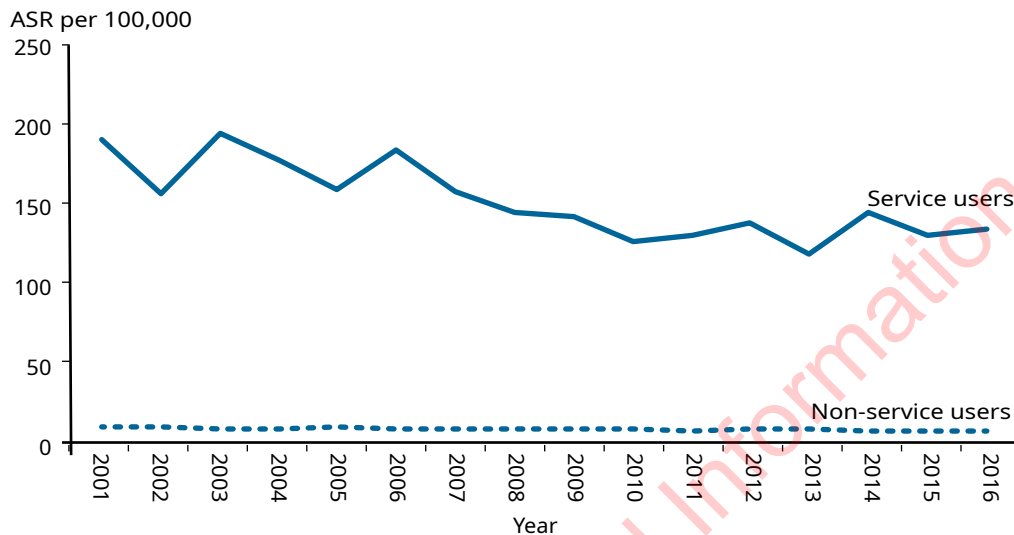
b Service user denominator excludes service users of unknown age.

Source: Ministry of Health mortality database, extracted on 27 June 2019

Changes in number of suicides over time

Figure 39 shows the changes in the rates of suicide by service users and non-service users between 2001 and 2016.

Figure 39: Age-standardised rate of suicide of people aged 10–64 years, by service use, 2001–2016



Notes: Age-standardised rate (ASR) is per 100,000 population, standardised to the World Health Organization standard population aged 0–64 years.

The service user population is much smaller than the non-service user population and so their rates are more prone to fluctuation from year to year.

Source: Ministry of Health mortality database, extracted on 27 June 2019

Sex and age in relation to suicide

As Table 16 and Figure 40 show, 2.7 times more males than females died by suicide in 2016. Of the service users who died by suicide in 2016, 27.2 percent were female and 72.8 percent were male.

When considering these numbers, it is important to note that these age-standardised rates are highly variable over time because they come from a small service-user population.

Table 16: Number and age-standardised rate of suicide of people aged 10–64 years, by service use and sex, 2016

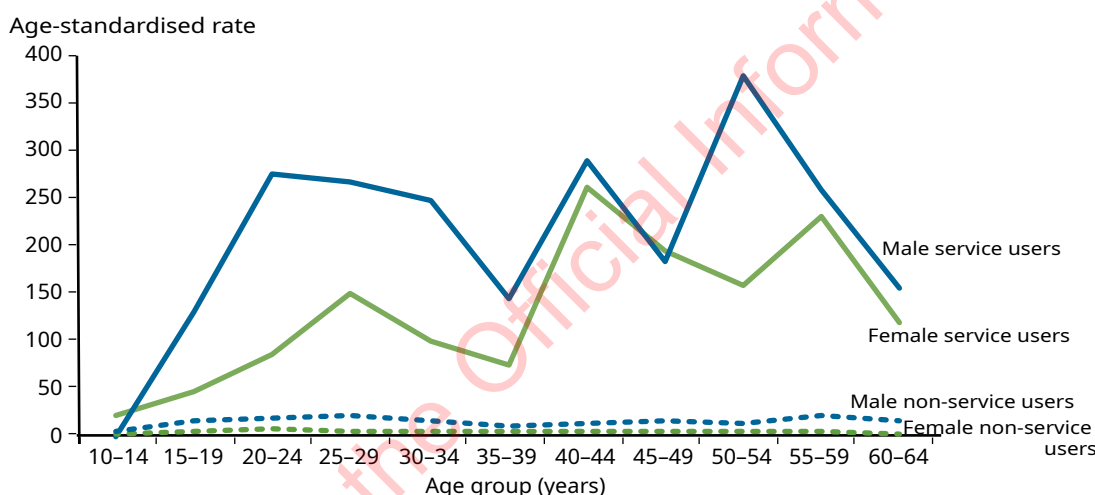
Sex	Service users		Non-service users		Total	
	Number	ASR	Number	ASR	Number	ASR
Males	146	165.0	229	11.3	375	17.8
Females	73	97.5	67	3.5	140	6.5
Total	219	133.3	296	7.2	515	12.1

Notes: Includes deaths of undetermined intent. Age-standardised rate (ASR) is per 100,000 population, standardised to the World Health Organization standard population aged 0–64 years.

Service user denominator excludes service users of unknown age.

Source: Ministry of Health mortality database, extracted on 27 June 2019

Figure 40: Age-standardised rate of suicide of people aged 10–64 years, by age group, sex and service use, 2016



Source: Ministry of Health mortality database, extracted on 27 June 2019

As Table 17 shows, the age-standardised rate of suicide among female service users was highest for those aged 40–44 years, at 260.4 per 100,000 population. The rate among male service users was highest for those aged 50–54 years, at 378.9 per 100,000 population.

Table 17: Number and age-standardised rate of suicide, by age group, sex and service use, of people aged 10–64 years, 2016

Age band (years)	Service users				Non-service users				Total
	Female		Male		Female		Male		
	Number	ASR	Number	ASR	Number	ASR	Number	ASR	
10–14	1	20.9	0	0.0	3	2.2	5	3.5	9
15–19	5	44.9	12	129.4	5	3.5	23	14.9	45
20–24	6	86.1	24	274.1	10	6.2	32	18.4	72
25–29	10	148.4	22	265.4	8	4.9	33	20.4	73
30–34	6	98.9	17	246.9	5	3.4	20	14.5	48
35–39	4	74.5	9	144.8	7	5.0	13	10.2	33
40–44	13	260.4	18	287.6	7	4.6	16	11.6	54
45–49	10	194.6	11	182.5	8	5.0	21	14.4	50
50–54	7	157.6	19	378.9	5	3.1	19	12.8	50
55–59	8	229.6	10	256.6	7	4.7	28	20.1	53
60–64	3	118.2	4	154.7	2	1.5	19	15.6	28

Notes: ASR = Age-standardised rate.

Includes deaths of undetermined intent.

Source: Ministry of Health mortality database, extracted on 27 June 2019

Ethnicity and suicide

As Table 18 indicates, among people using mental health services in 2016, the age-standardised rate of suicide was higher for Māori (127.6 per 100,000 population) than for Pacific peoples (35.2 per 100,000 population). The age-standardised rate for those in the 'Other' ethnic category was 140.1 per 100,000 population. (Note: the suicide rate for Pacific peoples is highly variable over time.)

Table 18: Number and age-standardised rate of suicide and deaths of undetermined intent, of people aged 10–64 years, by ethnicity and service use 2016

Ethnicity	Service users		Non-service users		Total	
	Number of deaths	ASR	Number of deaths	ASR	Number of deaths	ASR
Māori	66	127.6	74	13.0	140	26.1
Pacific	4	35.2	13	4.7	17	7.2
Other	149	140.1	209	6.2	358	10.7
Total	219	133.3	296	7.2	515	12.1

Note: ASR = Age-standardised rate.

Source: Ministry of Health mortality database, extracted on 27 June 2019

Service users who died by suicide

Of the 219 service users who died by suicide in 2016, four died while they were inpatients,⁴³ seven died within a week of being discharged⁴⁴ and 47 died within 12 months of discharge.⁴⁵

From 2001 to 2016, a total of 2,841 service users died by suicide.⁴⁶ Of this total, 54 service users (1.9 percent) died while inpatients, 179 (6.3 percent) died within a week of discharge from inpatient care and 815 (28.7 percent) died within 12 months of discharge from inpatient care.

Of the 2,841 service user suicides since 2001, 2,803 people had received treatment from a specialist service community team in the 12 months before their death and 679 had received treatment from a specialist AOD team in the 12 months before their death.

Substance use treatment

Substance Addiction (Compulsory Assessment and Treatment) Act 2017

In February 2018, the Substance Addiction Act came into force, replacing the Alcoholism and Drug Addiction Act 1966. The Substance Addiction Act is designed to help people with a severe substance addiction and impaired capacity to make decisions about engaging in treatment. This new legislation is better equipped to protect the human rights and cultural needs of patients and whānau and places greater emphasis on a mana-enhancing and health-based approach.

43 This figure is calculated from the number of people who had an inpatient activity on the day they died; PRIMHD cannot identify the number of people who died at an inpatient unit. In addition to capturing suicide deaths that occurred in inpatient facilities, this figure may capture people who:

- received care in an inpatient facility, were discharged and died by suicide in the community later that day
- attempted suicide in the community and later died in hospital
- died by suicide in the community while on leave from an inpatient facility.

Note that these figures should not be compared with those of previous annual reports, as in this report we have updated the definitions for 'inpatient' and 'community service user'.

44 Excluding those who received treatment on the day of their death.

45 Excluding those who received treatment on the day of their death and those who died within a week of being discharged from an inpatient service.

46 This total includes deaths of undetermined intent.

Severe substance addiction

Section 8 states the meaning of severe substance addiction. It is a continuous or intermittent condition that is of such severity that it poses a serious danger to the health and safety of the person and seriously diminishes their ability to care for themselves. It manifests itself in the compulsive use of a substance that is characterised by at least two of the following features:

- neuro-adaptation to the substance
- craving for the substance
- unsuccessful efforts to control the use of substance
- use of the substance despite suffering harmful consequences.

Criteria for compulsory treatment

Section 7 states the criteria for compulsory treatment, all of which must apply.

- The person has a severe substance addiction.
- The person's capacity to make informed decisions about treatment for that addiction is severely impaired.
- Compulsory treatment of the person is necessary.
- Appropriate treatment for the person is available.

Released under the Official Information Act 1982

Key stages of the treatment process under the Substance Addiction Act

Application

Section 14

An applicant who believes that a person has a severe substance addiction may apply to the Director of Area Addiction Services to have the person assessed.

Assessment

Section 22

An approved specialist assesses whether a person has a severe substance addiction.

If the approved specialist considers that the person has a severe substance addiction, they must then assess whether that person's capacity to make informed decisions about treatment has been severely impaired.

Certification

Section 23

After assessment, if the approved specialist considers that the person meets the criteria for compulsory treatment, they sign a compulsory treatment certificate. The person is detained at a health care service for a period of stabilisation while arrangements are made to admit them to a treatment centre.

Treatment Plan

Section 29

The responsible clinician must prepare a treatment plan for the patient, arrange for the patient to be admitted into a treatment centre and apply to the court for a review of the compulsory status of the patient.

Detention

Section 30

The responsible clinician must direct that the patient be detained and treated in a treatment centre. The primary treatment centre is Nova Supported Treatment and Recovery (Nova STAR) in Christchurch.

Review

Section 32

The court reviews the compulsory status of the patient. If the judge is satisfied the patient meets the criteria for compulsory treatment, they can make a compulsory treatment order, which lasts 56 days. These orders may be extended for a further 56 days.

Statutory roles within this process ensure that health professionals: involve family and whānau; help the person to engage in voluntary treatment; and take a mana-enhancing approach. These roles include authorised officers, approved specialists, responsible clinicians, Directors of Area Addiction Services and district inspectors.

For more information about the Substance Addiction Act and these roles, visit the Ministry of Health website ([health.govt.nz](https://www.health.govt.nz)) and search for 'SACAT resources'.

Nova Trust

Nova Trust is the primary approved provider of treatment for people detained under the Substance Addiction Act. The Trust operates a nine-bed inpatient unit in Christchurch, Nova STAR, which offers medical care, cognitive assessments, remediation interventions, occupational therapy and relapse prevention support. Health care services can apply to be an approved provider if they meet certain criteria under section 92 of the Substance Addiction Act.

Statutory reporting

Section 119 of the Substance Addiction Act requires the Ministry to publish all of the following information:

- the number of people who were detained under the Substance Addiction Act
- the length of their detention
- the number of compulsory treatment orders made
- the number of compulsory treatment orders extended
- the number of discharged patients who chose to have voluntary residential treatment and outpatient services.

Because the Substance Addiction Act was only introduced in 2018, this report may contain minor data discrepancies. In future reports, we aim to have strengthened the data reporting process.

In 2018, 25 people were detained under the Substance Addiction Act.⁴⁷ This report interprets 'detained' to mean an approved specialist has signed a compulsory treatment certificate for the person. It is important to note that 'detention' may not solely refer to treatment at Nova STAR. After an approved specialist has signed a compulsory treatment certificate, most patients first need detention in a medical ward or a specialist withdrawal management ward for a period of stabilisation because of their severe physical health needs (Ministry of Health 2017, p 17).

Among those subject to compulsory treatment certificates, 12 were women and 13 were men.⁴⁸ They tended to be in older age groups, with 60 percent over 50 years old. The most common ethnic group in this cohort was New Zealand European.⁴⁹ Nearly half of all patients with compulsory treatment certificates were referred from DHBs in the greater Auckland region (Auckland, Waitemātā and Counties Manukau).⁵⁰ In 2018, the courts made 15 compulsory treatment orders and extended 10 compulsory treatment orders.

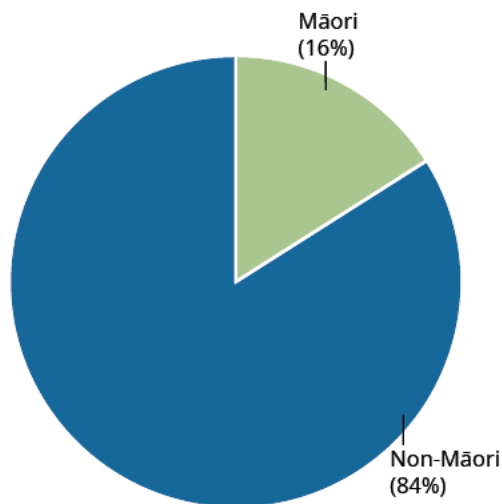
47 PRIMD data, extracted 12 September 2019.

48 PRIMD data, extracted 12 September 2019.

49 PRIMD data, extracted 12 September 2019.

50 PRIMD data, extracted 12 September 2019.

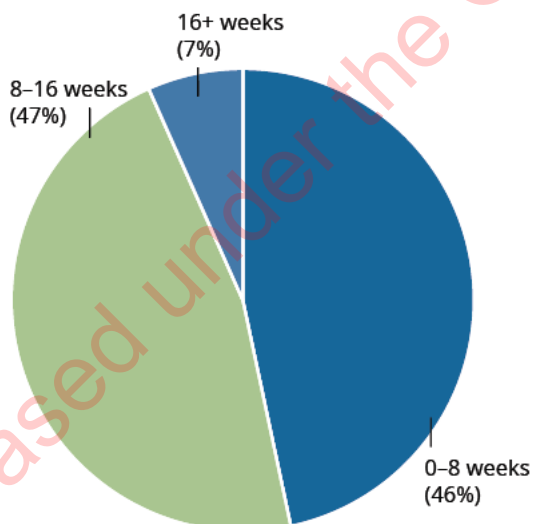
Figure 41: Percentage of patients subject to compulsory treatment certificates, by ethnicity, 1 January to 31 December 2018



Source: PRIMHD data, extracted 12 September 2019

The average length of detention was seven weeks and four days. Among these patients, 46 percent were detained for a period of less than eight weeks, which is within the first period of compulsory treatment set out in the Act. Another 47 percent of patients were detained for a period of between 8 and 16 weeks, requiring a compulsory treatment order extension. Seven percent of patients were detained for a period of longer than 16 weeks (see Figure 42).

Figure 42: Percentage of patients subject to compulsory treatment certificates, by number of weeks in detention, 2018



Source: PRIMHD data, extracted 12 September 2019

Section 43 of the Substance Addiction Act describes the threshold for release from compulsory status. The responsible clinician must order the release of a patient if the responsible clinician is satisfied that the patient no longer meets the criteria for compulsory treatment or that no useful purpose would be served by continuing with compulsory treatment of the patient. Section 43 does not use the term 'discharge'. However, we use it in this report to mean that a patient is no longer under a

compulsory treatment certificate, compulsory treatment order or compulsory treatment order extension.

PRIMHD records show that in 2018, among service users who were discharged from the Substance Addiction Act:

- 36 percent received additional inpatient care⁵¹
- 64 percent engaged with individual treatments in outpatient services
- 44 percent had family meetings arranged
- 36 percent had Supplementary Consumer Records
- 25 percent had wellness plans.⁵²

Note that this data represents the 2018 calendar year. If a service user was discharged in late December, they are unlikely to have had enough time to engage with outpatient services during the reporting period. For this reason, it may be difficult to draw meaningful conclusions about a service user's recovery journey from the information above.

Additionally, data from PRIMHD is only able to measure mental health outcomes, so these results may not fully encompass other sources of support for people recovering from severe substance addiction – for example, support for access to housing.

Land Transport Act 1998

In 2018, the Office continued to work with the New Zealand Transport Agency (NZTA), Ministry of Transport and dapaanz to monitor the reinstatement of drivers disqualified for offences involving alcohol or drugs and to approve assessment centres as stated under section 65A. Section 65 of the Land Transport Act 1998 provides for the mandatory indefinite disqualification of drivers' licences and assessment for repeat driving offenders involving drugs or alcohol. For a licence to be reinstated, the person must attend an approved assessment centre and undergo an assessment of how well they are managing their substance use or addictive behaviour issues. The assessment centres send copies of their reports to NZTA, which decides whether to reinstate the person's licence.

The Director General of Health approves assessment centres. Establishments and individuals applying to be an approved assessment centre must demonstrate that they are competent in assessing alcohol and other drug problems, and are a registered and experienced alcohol and drug practitioner.

Opioid substitution treatment

Opioid dependence is a complex, relapsing condition requiring a model of treatment and care much like any other chronic health problem. Opioid substitution treatment (OST) helps people with opioid dependence to access treatment, including substitution therapy, that provides them with the opportunity to recover their health and wellbeing.

51 PRIMHD data, prepared 30 October 2019

52 PRIMHD data, prepared 20 November 2019

Specialist OST services are specified by the Minister of Health under section 24 of the Misuse of Drugs Act 1975 and notified in the New Zealand Gazette. OST services in New Zealand are expected to provide a standardised approach underpinned by concepts of person-, family- and whānau-centred treatment, recovery, wellbeing and citizenship. To help services take this approach, New Zealand Practice Guidelines for Opioid Substitution Treatment (Ministry of Health 2014a) provides clinical and procedural guidance for specialist services and primary care providers who deliver OST.

In 2018:

- 5,573 people received OST
- 80.4 percent of these people were New Zealand European, 14.9 percent were Māori, 1.3 percent were Pacific peoples and 3.3 percent were of another ethn city
- 61.7 percent of clients receiving OST were over 45 years old
- 27.3 percent of people receiving OST were being treated by a general practitioner in a shared-care arrangement.⁵³

The Medical Officer of Health, acting under delegated authority from the Minister of Health, designates specialist services and lead clinicians to provide treatment with controlled drugs to people who are dependent on controlled drugs, according to section 24A(7)(b) of the Misuse of Drugs Act 1975. For this purpose, the Officer undertakes site visits, focusing on building relationships and improving service quality. These services are also subject to a Ministry audit every three years, through the Specialist Opioid Substitution Treatment Service Audit and Review Tool (Ministry of Health 2014b).

Service providers

Three types of providers undertake OST services.

Specialist services. Specialist OST services are the entry point for nearly all people requiring treatment with controlled drugs. Specialist OST services will comprehensively assess the needs of clients, provide specialist interventions and stabilise clients. This creates a pathway for recovery planning, referrals for co-existing health needs and social support and eventually the transfer of treatment to a primary health provider or withdrawal from treatment altogether.

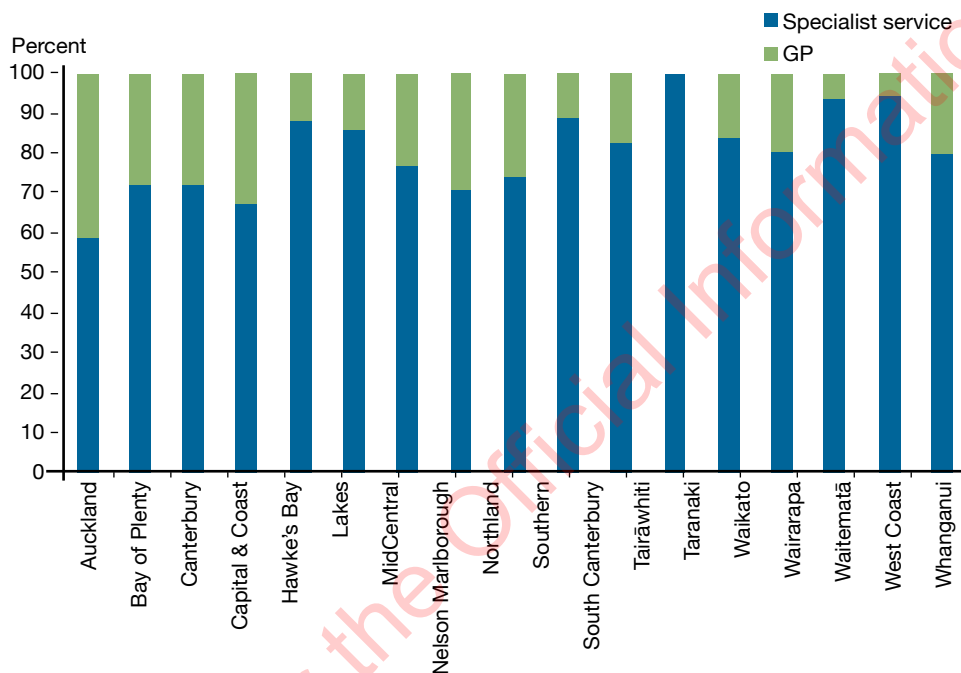
Primary health. Specialist addiction services work together with primary health care. This approach allows specialist services to focus on clients with the highest need and normalises the treatment process. In 2018, 27.3 percent of clients receiving OST had that treatment from their general practitioner. The Ministry's target for service provision is 50:50 between primary and specialist health care services. Figure 43 presents the percentage of people receiving OST from specialist services and general practice in each DHB in 2018.

⁵³ Data provided by OST services in six-monthly reports. These six-monthly reports do not collect data by National Health Index (NHI) numbers. The New Zealand total is a sum of the DHB figures and so it double-counts people who had services from more than one DHB.

Department of Corrections. When a person receiving OST goes to prison, the Department of Corrections ensures that the person continues to receive OST services, including psychosocial support and treatment from specialist services. In 2018, 1.3 percent of clients receiving OST had that treatment from the Department of Corrections. Service providers and the Department of Corrections are also working together to initiate OST as appropriate for people who are imprisoned.

Figure 44 shows the number of people receiving OST from each of these types of providers each year from 2008 to 2018.

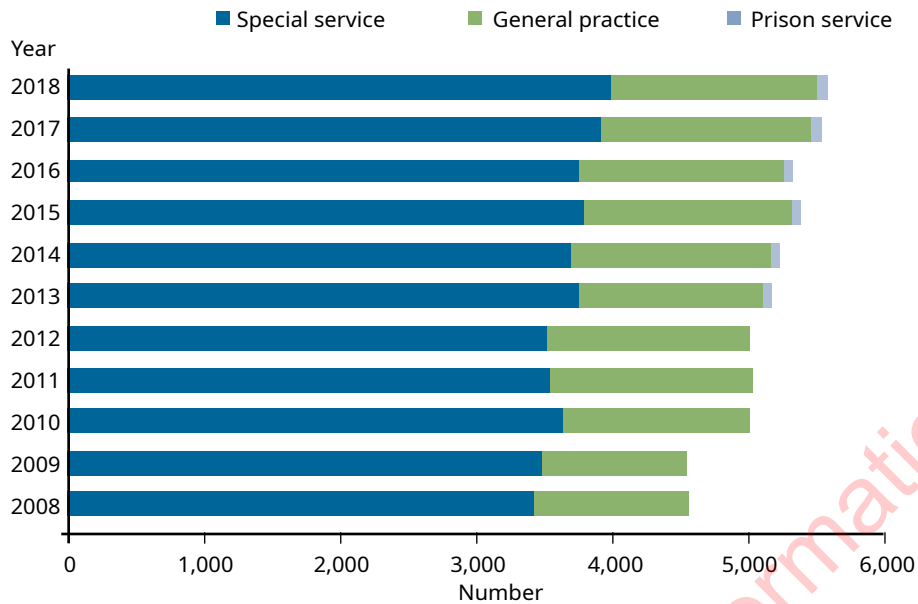
Figure 43: Percentage of people receiving opioid substitution treatment from specialist services and general practice, by DHB, 1 January to 31 December 2018



Note: GP = general practitioner.

Source: Data provided by OST services in six-monthly reports

Figure 44: Number of people receiving opioid substitution treatment from a specialist service, general practice or prison service, 2008–2018



Note: Data for clients seen in prison collected from July 2013

Source: Data provided by OST services in six-monthly reports

Prescribing opioid treatments

Replacing addictive substances like opioids with prescribed drugs is called pharmacotherapy. The purpose of this treatment is to stabilise the opioid user's life and reduce harms related to drug use such as the risk of overdose, blood-borne virus transmission and substance-related criminal activity.

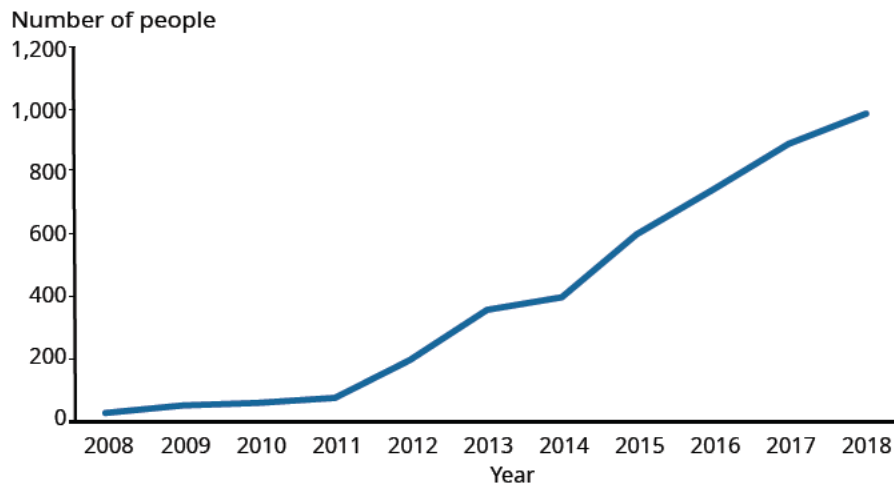
The two types of pharmacotherapy are:

1. maintenance therapy – using opioid substitutes for the purpose of remaining on a stable dose
2. detox – using opioid substitutes for the purpose of gradually withdrawing from the substitute so the client is free of all opioid substances.

Methadone has historically been the main opioid substitution treatment available. Clients need a daily dose, which in turn makes it necessary to place limits on prescribing and dispensing.

In 2012, PHARMAC began funding a buprenorphine-naloxone (suboxone) combination. Suboxone can be administered in cumulative doses that last several days, which reduces the risk of drug diversion and offers clients more normality in their lives. Figure 45 presents the number of people prescribed suboxone from 2008 to 2018. In 2018, 17.7 percent of clients were prescribed suboxone.

Figure 45: Number of people prescribed suboxone, 2008–2018

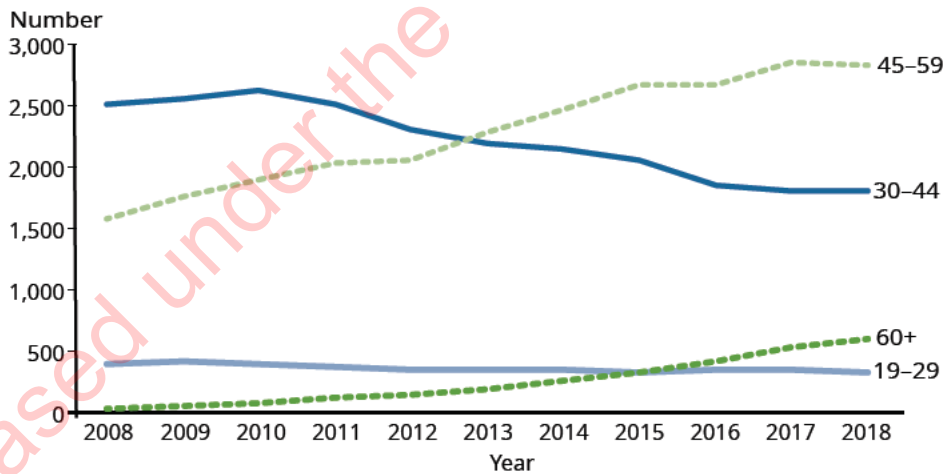


Source: Data provided by OST services in July to December six-monthly reports

The ageing population of OST clients

OST clients are an ageing population; Figure 46 shows how clients in older age groups have been increasing in number from 2008 to 2018 to the point that those over 45 years of age are now the most likely to be receiving treatment. In 2018, 61.7 percent of clients were over 45 years old, and only one service had less than half of its clients over 45 years old. Treating an ageing population also brings with it more health complications.

Figure 46: Number of opioid substitution treatment clients, by age group, 2008–2018



Source: Data provided by OST services in July to December six-monthly reports

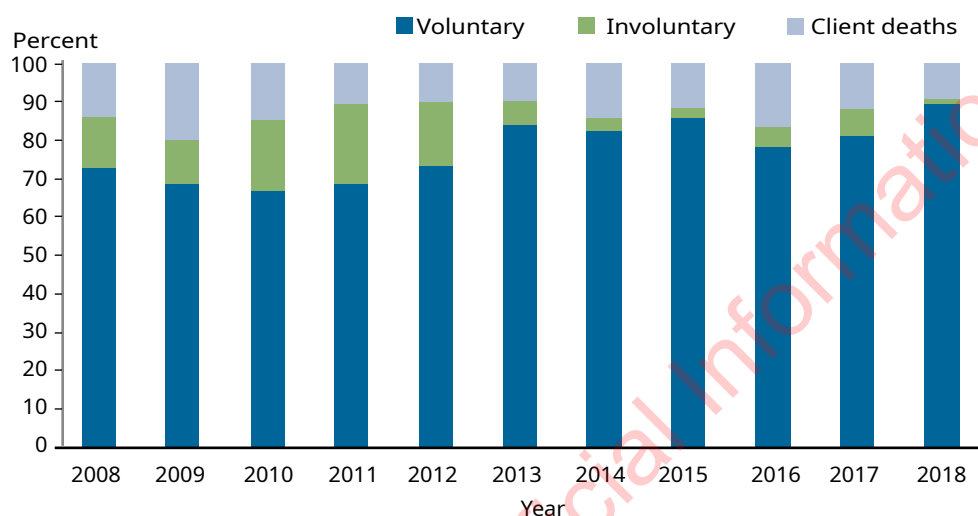
Exit from OST

In 2018, 403 people voluntarily withdrew from OST, which accounts for 90 percent of all people who exited from OST that year. Seven withdrawals (2 percent of all withdrawals) were involuntary. Involuntary withdrawals are the result of behavioural risks that jeopardise the safety of the client or others.

In 2018, 43 people receiving OST died. A small proportion of these people died of a suspected overdose. When a client dies of a suspected overdose, the Ministry requires services to conduct an incident review and report it to the Medical Officer of Health. The remaining deaths had a range of other causes, such as cancer and cardiovascular disease.

Figure 47 gives an overview of the reasons for withdrawal (voluntary, involuntary or death) over time, from 2008 to 2018.

Figure 47: Percentage of withdrawals from opioid substitution treatment programmes, by reason (voluntary, involuntary or death), 2008–2018



Source: Data provided by OST services from the sum of January to June and July to December six-monthly reports

Electroconvulsive therapy

Electroconvulsive therapy (ECT) is a therapeutic procedure that delivers a brief pulse of electricity to a person's brain in order to produce a seizure. It can be an effective treatment for depression, mania, catatonia and other serious neuropsychiatric conditions. It is often effective as a last resort in cases where medication is contraindicated or is not relieving symptoms sufficiently. It can only be given with the consent of the person receiving it, other than in certain carefully defined circumstances.

In 2018:

- 265 people received ECT (5.4 people per 100,000)
- services administered a total of 2,990 treatments of ECT
- those treated received an average of 11.3 administrations of ECT over the year
- females were more likely to receive ECT than males, making up 61 percent of ECT patients
- older people were more likely to receive ECT than younger people, with those over 50 years old making up 61 percent of ECT patients.

Medical staff administer ECT under anaesthesia in an operating theatre, making use of muscle relaxants. The person who has received ECT wakes unable to recall

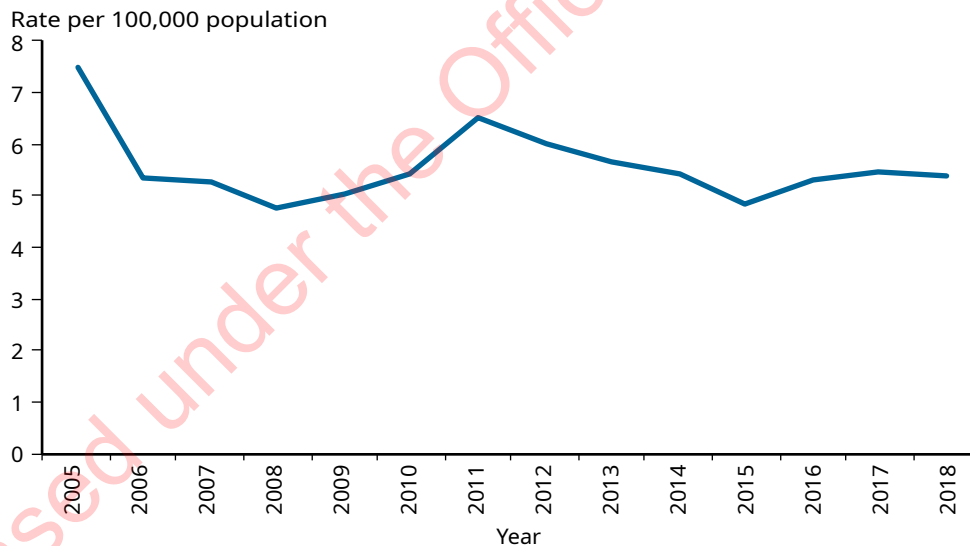
the details of the procedure. The most common side effects of ECT are confusion, disorientation and memory loss. Confusion and disorientation typically clear within an hour, but memory loss can be persistent and in some cases even permanent (American Psychiatric Association 2001; Ministry of Health 2004).

Significant advances have been made in improving ECT techniques and reducing side effects over the last 20 years. Seven out of 10 patients receiving ECT achieve complete remission (Ministry of Health 2009). Despite these improvements, ECT remains a controversial treatment. In 2003, in response to petition 1999/30 of Anna de Jonge and others about ECT, the Health Committee recommended carrying out an independent review on the safety and efficacy of ECT and the adequacy of regulatory controls on its use in New Zealand. The review concluded that ECT continues to have a place as a treatment option for consumers of mental health services in New Zealand, and that banning its use would deprive some seriously ill people of a potentially effective and sometimes life-saving means of treatment (Ministry of Health 2004).

ECT treatments in 2018

The number of people treated with ECT in New Zealand has remained relatively stable since 2006. Around 200 to 300 people receive the treatment each year. During 2018, 265 people received ECT, which is a rate of 5.4 people per 100,000 population (see Figure 48).

Figure 48: Rate of people treated with electroconvulsive therapy per 100,000 population, 2005–2018



Source: PRIMHD data, extracted on 29 July 2019, except for Lakes, MidCentral, Nelson Marlborough, Southern and Waitematā DHBs, which submitted data manually

ECT by region

In 2018, services administered a total of 2,990 ECT treatments. The number and rate of ECT treatments vary regionally (see Table 19 and Figure 49). In interpreting these differences, it is important to consider several factors that help to explain these variations. First, regions with smaller populations are more vulnerable to annual variations (according to the needs of the population at any given time). In addition, people receiving continuous or maintenance treatment will typically receive more treatments in a year than those treated with an acute course. Finally, populations in some DHBs have better access to ECT services than others.

Released under the Official Information Act 1982

Table 19: Electroconvulsive therapy indicators, by DHB of domicile, 1 January to 31 December 2018

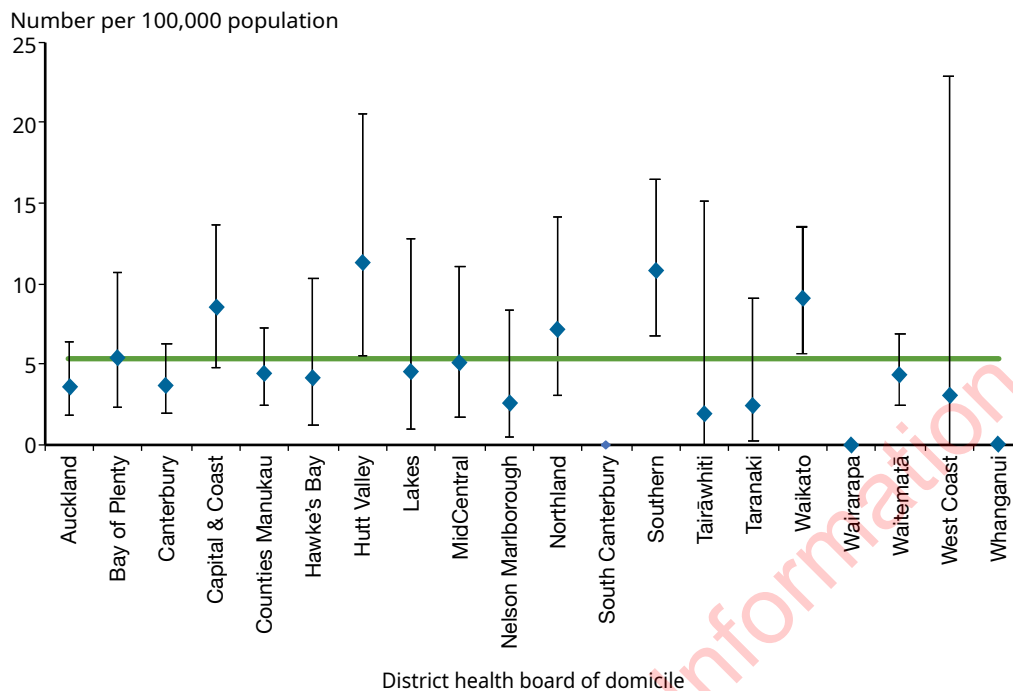
DHB of domicile	Number of people treated with ECT	Number of treatments	Mean number of treatments per person (range)
Auckland	20	265	13 (2-31)
Bay of Plenty	13	225	17 (5-56)
Canterbury	21	230	11 (3-30)
Capital & Coast	27	254	9 (1-33)
Counties Manukau	25	274	11 (1-45)
Hawke's Bay	7	27	4 (1-7)
Hutt Valley	17	149	9 (1-22)
Lakes	5	34	7 (1-19)
MidCentral	9	124	14 (2,38)
Nelson Marlborough	4	36	9 (1-12)
Northland	13	150	12 (1-25)
South Canterbury	0	0	0
Southern	36	425	12 (1-49)
Tairāwhiti	1	6	6 (6-6)
Taranaki	3	27	9 (6-15)
Waikato	38	522	14 (2-46)
Wairarapa	0	0	0
Waitematā	27	236	9 (1-26)
West Coast	1	6	6 (6-6)
Whanganui	0	0	0
New Zealand total	265	2,990	11 (1-56)

Notes: In 2018, 20 people were treated out of area, as follows.

- Auckland DHB saw one person from Bay of Plenty DHB, one person from Counties Manukau DHB and three from Waitematā DHB.
- Bay of Plenty DHB saw one person from Tairāwhiti DHB.
- Canterbury DHB saw one person from West Coast DHB.
- Capital & Coast DHB saw five people from Hutt Valley DHB.
- Counties Manukau DHB saw three people from Auckland DHB.
- Hutt Valley DHB saw one person from Capital & Coast DHB.
- Lakes DHB saw two people from Taranaki DHB.
- Waikato DHB saw one person from Taranaki DHB.
- Waitematā DHB saw one person from Waikato DHB.

Source: PRIMHD data, extracted on 22 May 2019, except for Lakes, MidCentral, Nelson Marlborough, Southern and Waitematā DHBs, which submitted data manually

Figure 49: Number of people who received electroconvulsive therapy per 100,000 population, by DHB of domicile, 1 January to 31 December 2018



Notes: As the numbers of people receiving ECT by DHB are so small, it is difficult to make meaningful comparisons between DHBs using rates per 100,000 population.

This graph uses confidence intervals (for 99 percent confidence) to help in interpreting the data. Where a DHB region's confidence interval crosses the national average, this means the DHB's rate was not statistically significantly different from the national average.

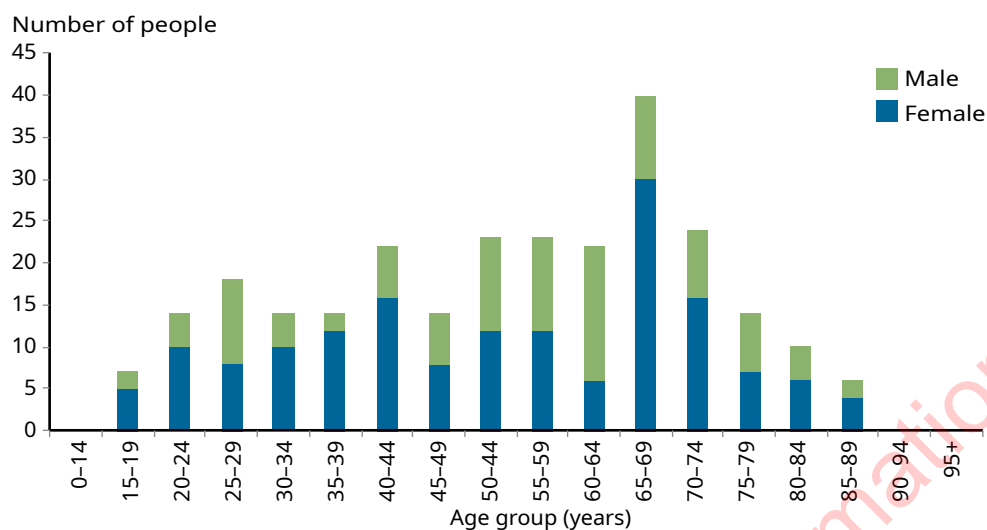
Source: PRIMHD data, extracted on 29 July 2019, except for Lakes, MidCentral, Nelson Marlborough, Southern and Waitematā DHBs, which submitted data manually

Sex and age of people receiving ECT

In 2018, women were more likely to receive ECT than men, representing 61 percent of patients. The main reason for this difference is that more females present to mental health services with depressive disorders, one of the conditions that is responsive to ECT. This ratio is similar to that reported in other countries.

Older people were more likely to receive ECT than younger people, with patients over 50 years old representing 61 percent of all patients (see Figure 50). A likely explanation is that medications used to treat severe depression might interact adversely with medications for physical illnesses that are more prevalent in older people, like heart disease. Therefore ECT may be a suitable alternative treatment.

Figure 50: Number of people treated with electroconvulsive therapy, by age group and sex, 1 January to 31 December 2018



Source: PRIMHD data, extracted on 29 July 2019, except for Lakes, MidCentral, Nelson Marlborough, Southern and Waitematā DHBs, which submitted data manually

Ethnicity of people treated with electroconvulsive therapy

Table 20 indicates that Asian, Māori and Pacific peoples are less likely to receive ECT than those of other ethnicities, such as New Zealand European. However, the numbers involved are so small that it is not statistically appropriate to compare the percentages of people receiving ECT in each ethnic group with the proportion of each ethnic group in the total population of New Zealand.

Table 20: Number of people treated with electroconvulsive therapy, by ethnicity, 1 January to 31 December 2018

Ethnicity	Number
Asian	21
Māori	33
Pacific	8
Other	203
Total	265

Source: PRIMHD data, extracted on 29 July 2019, except for Lakes, MidCentral, Nelson Marlborough, Southern and Waitematā DHBs, which submitted data manually

Consent to treatment

Under the Mental Health Act, a person can be treated with ECT if they consent in writing, or if an independent psychiatrist appointed by the Mental Health Review Tribunal considers this treatment to be in the person's interests. An independent psychiatrist cannot be the patient's responsible clinician or part of the patient's clinical team.

An example of a patient too unwell to consent is someone experiencing a catatonic stupor in which they withdraw from necessary activities of life including moving, eating and drinking and may not have capacity to consent. In such cases, DHBs get second opinions from independent psychiatrists to safeguard the patient's treatment. Independent psychiatrists should decide whether ECT is in the interests of the person after discussing the options with family and whānau and considering any relevant advance directives the person has made (see Ministry of Health 2012d).

During 2018, services administered ECT to 99 people who could not consent to treatment. The total number of ECT treatments administered without consent was 1,024, a slight decrease from 1,137 treatments in 2017. An additional 23 treatments were administered to two people who did have capacity to consent but refused, after the DHB gained a second opinion.

Table 21 shows the number of treatments administered without consent during 2018.

Released under the Official Information Act 1982

Table 21: Electroconvulsive therapy administered under second opinion without consent, by DHB of service, 1 January to 31 December 2018

DHB of service	Second opinion where patient did not have the capacity to consent		Second opinion where patient had capacity and refused to consent	
	Number of people given ECT	Number of treatments administered	Number of people given ECT	Number of treatments administered
Auckland	11	97	0	0
Bay of Plenty	2	24	0	0
Canterbury	10	118	2	23
Capital & Coast	5	49	0	0
Counties Manukau	14	146	0	0
Hawke's Bay	1	22	0	0
Hutt Valley	7	42	0	0
Lakes	0	0	0	0
MidCentral	4	65	0	0
Nelson Marlborough	0	0	0	0
Northland	5	49	0	0
South Canterbury	0	0	0	0
Southern	10	140	0	0
Tairāwhiti	0	0	0	0
Taranaki	0	0	0	0
Waikato	14	178	0	0
Wairarapa	-	-	-	-
Waitematā	16	94	0	0
West Coast	-	-	-	-
Whanganui	-	-	-	-
New Zealand total	99	1,024	2	23

Notes: The data in this table cannot be reliably compared with the data in Table 19, as it relates to DHB of service rather than DHB of domicile.

A dash (-) indicates the DHB does not perform ECT and instead sends people to other DHBs for treatment.

Source: Manual data from all DHBs



References

American Psychiatric Association. 2001. *The Practice of ECT: A task force report* (2nd ed). Washington, DC: American Psychiatric Association.

Associate Minister of Health. 2006. *New Zealand Suicide Prevention Strategy 2006–2016*. Wellington: Ministry of Health.

Atkinson J, Salmond C, Crampton P. 2014. *NZDep2013 Index of Deprivation*. Dunedin: University of Otago.

Beautrais AL, Collings SCD, Ehrhardt P, et al. 2005. *Suicide Prevention: A review of evidence of risk and protective factors, and points of effective intervention*. Wellington: Ministry of Health.

Elder H, Tapsell R. 2013. Māori and the Mental Health Act. In J Dawson and K Gledhill (eds) *New Zealand's Mental Health Act in Practice*. Wellington: Victoria University Press.

Every-Palmer S, Barry-Walsh J, Pathé M. 2015. Harassment, stalking, threats and attacks targeting New Zealand politicians: a mental health issue. *Australian & New Zealand Journal of Psychiatry* 49(7): 634–41.

HQSC. 2018. Learning from Adverse Events: Adverse events reported to the Health Quality & Safety Commission 1 July 2017 to 30 June 2018. Wellington: Health Quality & Safety Commission. URL: See www.hqsc.govt.nz/our-programmes/adverse-events/publications-and-resources/publication/2933/ (accessed 9 March 2020).

Kingi TK, Durie M, Elder H, et al. 2018. *Mae ate Toi Ora: Māori health transformations*. Wellington: Huia.

Ministry of Health. 2004. *Use of Electroconvulsive Therapy (ECT) in New Zealand: A review of efficacy, safety, and regulatory controls*. Wellington: Ministry of Health.

Ministry of Health. 2009. *Electroconvulsive Therapy (ECT) in New Zealand: What you and your family and whānau need to know*. Wellington: Ministry of Health.

Ministry of Health. 2010. *Seclusion under the Mental Health (Compulsory Assessment and Treatment) Act 1992*. Wellington: Ministry of Health.

Ministry of Health. 2012a. *Guidelines for the Role and Function of Directors of Area Mental Health Services*. Wellington: Ministry of Health.

Ministry of Health. 2012b. *Guidelines for the Role and Function of District Inspectors Appointed under the Mental Health (Compulsory Assessment and Treatment) Act 1992*. Wellington: Ministry of Health.

Ministry of Health. 2012c. *Guidelines for the Role and Function of Duly Authorised Officers under the Mental Health Act 1992*. Wellington: Ministry of Health.

Ministry of Health. 2012d. *Guidelines to the Mental Health (Compulsory Assessment and Treatment) Act 1992*. Wellington: Ministry of Health.

Ministry of Health. 2014a. *New Zealand Practice Guidelines for Opioid Substitution Treatment*. Wellington: Ministry of Health.

Ministry of Health. 2014b. *Specialist Opioid Substitution Treatment (OST) Service Audit and Review Tool*. Wellington: Ministry of Health. URL: www.health.govt.nz/publication/specialist-opioid-substitution-treatment-ost-service-audit-and-review-tool (accessed 5 December 2018).

Ministry of Health. 2017. *Introductory Guidelines on the Substance Addictions (Compulsory Assessment and Treatment) Act 2017*. Wellington: Ministry of Health.

Ministry of Health. 2019. *PRIMHD: Mental health data*. URL: www.health.govt.nz/nz-health-statistics/national-collections-and-surveys/collections/primhd-mental-health-data (accessed 12 March 2020).

New Zealand Law Commission. 2010. *Mental Impairment Decision-making and the Insanity Defence*. Wellington: New Zealand Law Commission.

Oakley Browne MA, Wells JE, Scott KM (eds). 2006. *Te Rau Hinengaro: The New Zealand Mental Health Survey*. Wellington: Ministry of Health.

Office for Disability Issues. 2015. *Disability Action Plan 2014–2018: Update 2015: Cross-government priorities to improve disabled people's ability to participate and contribute to New Zealand*. Wellington: Office for Disability Issues. URL: www.odi.govt.nz/nz-disability-strategy/disability-action-plan/disability-action-plan-2014-2018-update-2015/ (accessed 3 December 2018).

Russell, L 2018. *Te Oranga Hinengaro: Report on Māori mental wellbeing results from the New Zealand Mental Health Monitor & Health and Lifestyles Survey*. Wellington: Health Promotion Agency/Te Hiringa Hauora.

Standards New Zealand. 2008a. *Health and Disability Services (General) Standard*. Wellington: Standards Council.

Standards New Zealand. 2008b. *Health and Disability Services (Restraint Minimisation and Safe Practices) Standards*. Wellington: Standards Council.

Te Pou. 2015. *Towards Restraint-free Mental Health Practice: Supporting the reduction and prevention of personal restraint in mental health inpatient settings*. Auckland: Te Pou o te Whakaaro Nui.

Appendix 1: Key databases and caveats

The Programme for the Integration of Mental Health Data

The Programme for the Integration of Mental Health Data, or PRIMHD (pronounced 'primed'), is the Ministry of Health's national collection for mental health and addiction service data. PRIMHD data reporting collects information about the types of services provided by DHBs and NGOs, the engagement of service users and the outcomes for service users in their care. These reports enable mental health and addiction service providers to carry out better service planning and decision-making at the local, regional and national levels (Ministry of Health 2019).

Since 2008 it has been mandatory for all 20 DHBs to report to PRIMHD. An increasing number of NGO service providers – 204 as of December 2018 – also voluntarily report to PRIMHD.

Due to the enormous complexities of creating and maintaining a national data collection, keep in mind the following caveats when reviewing statistics generated using PRIMHD data.

- Shifts or patterns in the data after 2008 may reflect how service providers have been gradually adapting to the PRIMHD system, in addition to, or instead of, showing any trend in mental health service use or consumer outcomes.
- PRIMHD is a living data collection that continues to be revised and updated as data reporting processes are improved. For this reason, previously published data may be amended later.
- Statistical variance between services may reflect different models of practice and different consumer populations. However, it may also result from differences in data entry processes and information management.
- For PRIMHD to function as a national collection, it is necessary to integrate a wide range of person management systems across hundreds of unique service providers. As these services adjust to reporting to PRIMHD, we expect that the quality of the data will improve.
- For high-quality, accurate statistical reporting, the services that report to PRIMHD must be consistent, correct and timely in their data entry. The Ministry is actively engaged in ongoing work to review and improve the data quality of PRIMHD. It considers this work to be a priority given the importance of mental health data in providing information about mental health service users and outcomes, and in

generating conversations and public debate about how to improve mental health care for New Zealanders.

To demonstrate how much data can vary over time, Table A1 presents the rate ratio of Māori to non-Māori who were subject to a compulsory treatment order (section 29) under the Mental Health Act from 2013 to 2018.

Table A1: Rate ratio Māori to non-Māori subject to a compulsory treatment order (section 29) under the Mental Health Act, 2013–2018

Year	Rate ratio (Māori:non-Māori)					
	2013	2014	2015	2016	2017	2018
Annual reports	2.9	2.9	3.6	3.6	3.9	4.0
Retrospective extraction	3.6	3.8	3.9	3.9	4.0	4.0

Source: PRIMHD data, extracted on 1 August 2019

From the data in our 2013 to 2018 annual reports, it appears the rate ratio between Māori and non-Māori has increased by just over 1 point. However, this change may be explained by differing sources of information about ethnicity. PRIMHD reporting uses the ethnicity recorded against a person's National Health Index (NHI) number, rather than the ethnicity recorded against the person at the time of the event. Therefore, people who have subsequently recorded Māori as an additional ethnicity on their NHI when previously they just recorded New Zealand European will be recorded as Māori on all ethnicity reports extracted after that change was made. This happens constantly as people engage more with health services and more information is collected. In 2017, ethnicity was taken from primary health organisation records and combined with the NHI – resulting in approximately 10,000 additional people categorised as Māori nationwide.

For more information on PRIMHD, the following resources may be helpful:

- For the sector: Ministry of Health. 2015. *Guide to PRIMHD Activity Collection and Use* (Version 1.0). Wellington: Ministry of Health.
- For consumers: Ministry of Health. 2016. *What happens to your mental health and addiction information?* Wellington: Ministry of Health.

The data for this report that has been sourced from PRIMHD has been retrieved over a range of dates from 2019 to 2020.

The Alcohol and Drug Outcome Measure

In July 2015, the Alcohol and Drug Outcome Measure (ADOM) was mandated for use in community outpatient settings. ADOM measures alcohol and drug use, as well as lifestyle, wellbeing and recovery outcomes. Examples of outcomes it collects data on include:

- number of days of AOD use
- AOD impact on relationships with family and friends
- AOD impact on criminal activity.

This data is useful to gain a broader understanding of patients' progress through outpatient care.

In 2018, 14 DHBs reported ADOM data to PRIMHD. Some DHBs do not collect ADOM data because they do not offer AOD services. Among NGO services, 49 reported ADOM data.

For more information about ADOM information collected by PRIMHD, we recommend reading the resources available on the website of Te Pou o te Whakaaro Nui tepou.co.nz

Released under the Official Information Act 1982



Appendix 2: Additional statistics

The Mental Health Review Tribunal

During the year ended 30 June 2018, the Mental Health Review Tribunal (the Tribunal) received 131 applications under the Mental Health Act. Table A2 presents the types of applications received (by governing section of the Act) and the outcomes of these applications.

Table A2: Outcome of the Mental Health Act applications received by the Mental Health Review Tribunal, 1 July 2017 to 30 June 2018

Outcome	Section 79	Section 80	Section 81	Section 75	Total
Deemed ineligible	0	0	0	0	0
Withdrawn	55	2	0	0	57
Held over to the next report year	0	0	0	0	0
Heard in the report year	64	9	0	1	74
Total	119	11	0	1	131

Source: Annual Report of the Mental Health Review Tribunal, 1 July 2017 to 30 June 2018

During the year ended 30 June 2018, the Tribunal heard 64 applications under section 79 of the Mental Health Act. Table A3 presents the results of those cases.

Table A3: Results of inquiries under section 79 of the Mental Health Act held by the Mental Health Review Tribunal, 1 July 2017 to 30 June 2018

Result	Number
Not fit to be released from compulsory status	58
Fit to be released from compulsory status	5
Total	63

Note: Number of results does not always match the number of applications heard under section 79 as decisions may be reserved until a date outside of the reporting time frame.

Source: Annual Report of the Mental Health Review Tribunal, 1 July 2017 to 30 June 2018

Table A4 shows the ethnicity for 109 people whose application to the Tribunal identified their ethnicity (83 percent of applications) in the year ended 30 June 2018. A person is not required to disclose their ethnicity on their application.

Table A4: Number and percentage of people in Mental Health Review Tribunal applications, by ethnicity, 1 July 2017 to 30 June 2018

Ethnicity	Number	Percentage
New Zealand European	68	51.9
Māori	18	13.7
Pacific	7	5.3
African	6	4.6
Asian	5	3.8
Other	5	3.8
Unknown	22	16.8
Total	131	100

Source: Annual Report of the Mental Health Review Tribunal, 1 July 2017 to 30 June 2018

Of the 131 Mental Health Act applications the Tribunal received during the year ended 30 June 2018, 83 (63.3 percent) were from males and 48 (36.6 percent) from females. Table A5 presents these figures broken down by the subject of the application.

Table A5: Sex of people making Mental Health Review Tribunal applications, 1 July 2017 to 30 June 2018

Subject of application	Total number (percentage)	Sex	Number
Community treatment order	91 (69.5%)	Female	38
		Male	53
Inpatient treatment order	29 (22.1%)	Female	6
		Male	23
Special patient order	11 (8.4%)	Female	4
		Male	7
Restricted person order	0 (0%)	Female	0
		Male	0

Source: Annual Report of the Mental Health Review Tribunal, 1 July 2017 to 30 June 2018

Under the Mental Health Act, the Tribunal must hear applications within 21 days, or 28 days with an extension. However, due to scheduling issues among the small number of Tribunal appointees based throughout the country, meeting this requirement has proved difficult. From July 2016, the Tribunal has increased its effort to address delays in hearing applications. By the final quarter of the year ended 30 June 2018, the Tribunal was hearing 91 percent of applications within 28 days (see Table A6).

Table A6: Timeliness of applications heard by the Mental Health Review Tribunal, July 2016 to June 2018

Report quarter	Total number of applications	Number of withdrawn applications	Number of applications to be heard	Number of applications heard within 28 days	Percentage of applications heard within 28 days
31 Jul 2016 – 30 Sep 2016	34	17	17	7	41
1 Oct 2016 – 31 Dec 2016	23	10	13	8	62
1 Jan 2017 – 31 Mar 2017	40	23	17	11	65
1 Apr 2017 – 30 Jun 2017	42	17	25	19	76
31 Jul 2017 – 30 Sep 2017	37	12	25	23	92
1 Oct 2017 – 31 Dec 2017	41	15	26	19	73
1 Jan 2018 – 31 Mar 2018	36	16	19	17	89
1 Apr 2018 – 30 Jun 2018	40	15	22	20	91

Source: Annual Report of the Mental Health Review Tribunal, 1 July 2017 to 30 June 2018

Ministry of Justice

Table A7 presents data on applications for a compulsory treatment order from 2004 to 2018. Table A8 shows the types of orders granted over the same period.

Table A7: Applications for compulsory treatment orders or extensions, 2004–2018

Year	Number of applications for a CTO, or extension to a CTO	Number of applications granted or granted with consent	Number of applications dismissed or struck out	Number of applications withdrawn, lapsed or discontinued	Number of applications transferred to the High Court
2004	4,443	3,863	100	460	0
2005	4,298	3,682	100	520	0
2006	4,254	3,643	109	515	1
2007	4,535	3,916	99	542	0
2008	4,633	3,969	103	486	0
2009	4,564	4,039	54	494	0
2010	4,783	4,156	74	523	1
2011	4,781	4,215	70	516	0
2012	4,885	4,343	71	443	0
2013	5,062	4,607	68	411	0
2014	5,227	4,632	47	577	0
2015	5,368	4,748	52	550	0
2016	5,601	4,927	70	549	0
2017	5,566	4,940	69	583	0
2018	5,646	5,002	77	542	0

Notes: CTO = compulsory treatment order. The table presents applications that had been processed at the time of data extraction on 24 June 2019. The year is determined by the final outcome date.

The case management system (CMS) is a live operational database. Figures are subject to minor changes at any time.

Source: Ministry of Justice Integrated Sector Intelligence System, which uses data entered into the CMS

Table A8: Types of compulsory treatment orders made on granted applications, 2004–2018

Year	Number of granted applications for orders	Number of community CTOs or extensions	Number of inpatient CTOs or extensions	Number of orders recorded as both community and inpatient CTOs or extension	Number of other orders	Number of applications where type of order was not recorded
2004	3,863	1,831	1,533	119	12	368
2005	3,682	1,575	1,438	93	10	566
2006	3,643	1,614	1,384	91	14	540
2007	3,916	1,714	1,336	118	24	724
2008	3,969	1,841	1,431	120	13	564
2009	4,039	2,085	1,565	106	15	268
2010	4,156	2,252	1,624	113	9	158
2011	4,215	2,255	1,677	90	8	185
2012	4,343	2,436	1,684	80	4	139
2013	4,607	2,639	1,765	73	1	129
2014	4,632	2,658	1,784	84	1	105
2015	4,748	2,801	1,787	70	1	89
2016	4,927	2,894	1,722	66	3	242
2017	4,940	2,612	1,691	57	3	577
2018	5,002	2,633	1,753	46	3	567

Notes: CTO = compulsory treatment order. The table presents applications that had been processed at the time of data extraction on 24 June 2019. The year is determined by the date the application was granted.

Where more than one type of order is shown, it is likely to be because new orders are being linked to a previous application in the case management system (CMS). The CMS is a live operational database. Figures are subject to minor changes at any time.

Source: Ministry of Justice Integrated Sector Intelligence System, which uses data entered into the CMS

Seclusion data incorporating outlier data

In 2018, Capital & Coast and Nelson Marlborough DHBs provided data that each included a single client with a high number of seclusion hours. We have treated the data on each of these clients as an outlier because including it in the national statistics would skew the overall data and create a different picture of mental health services.

To highlight how influential this discrepancy is, we present some of the data that includes the outliers in the table below.

Table A9: Seclusion data in New Zealand mental health services, 1 January to 31 December 2018

	Excluding outliers ⁵⁴	Including outliers ⁵⁵
Number of people secluded in adult services	852 people	854 people
Number of hours of seclusion in adult services	40,649 hours	46,312 hours
Number of seclusion events in adult services	1,678 events	2,719 events
Average number of seclusion events per person	2.0 events	3.2 events
Number of seclusion events per 1,000 bed nights	6.9 events	9.9 events
Number of people secluded per 100,000 population	29.4 people	29.4 people
Number of seclusion events per 100,000 population	57.8 events	93.5 events
Average duration per seclusion event	24.2 hours	17.1 hours
Percentage of seclusion events lasting less than 24 hours	72 percent	80 percent
Percentage of seclusion events lasting more than 48 hours	14 percent	10 percent
Number of seclusion events per 1,000 bed nights	6.9 events	9.9 events
Decrease in hours spent in seclusion since 2009	55 percent	49 percent
Increase in hours spent in seclusion since 2017	10 percent	25 percent
Increase in seclusion events from 2017	7 percent	26 percent

The Director of Mental Health and the Office of the Ombudsman closely monitor individuals with high records of seclusion.

54 This excludes outlier data. Source: PRIMHD data extracted 29 July 2019, except for Lakes, Nelson Marlborough, Southern and Waitematā DHBs which provided manual data.

55 This includes outlier data. Source: PRIMHD data extracted 29 July 2019, except for Lakes, Nelson Marlborough, Southern and Waitematā DHBs which provided manual data.

Appendix 3: Special patients

The insanity defence

Under section 23: Insanity of the Crimes Act 1961:

1. Every one shall be presumed to be sane at the time of doing or omitting any act until the contrary is proved.
2. No person shall be convicted of an offence by reason of an act done or omitted by him or her when labouring under natural imbecility or disease of the mind to such an extent as to render him or her incapable –
 - a. of understanding the nature and quality of the act or omission; or
 - b. of knowing that the act or omission was morally wrong, having regard to the commonly accepted standards of right and wrong.

This defence originates from the *M'Naghten* Rule, a British precedent dating from 1843. The *M'Naghten* Rule is a test that assumes a person accused of a crime is sane, and therefore capable of being criminally responsible of a crime, unless the defendant can show otherwise.

For more information about the insanity defence, we recommend *Mental Impairment Decision-making and the Insanity Defence* (New Zealand Law Commission 2010).

The section 23 insanity defence may be used to inform further actions under the Criminal Procedure (Mentally Impaired Persons) Act 2003 and the Mental Health Act. Special and restricted patients subject to these orders are categorised as requiring either short-term or extended forensic care. Short-term care typically refers to patients who have been transferred to forensic mental health care from prison. Extended care includes patients who have been found unfit to stand trial or have been acquitted by reason of insanity. This category also includes restricted patients.

Table A10 lists the types of orders made under these statutes.

Table A10: Types of orders that an insanity defence may inform

Act	Section	Action	Special patient type
CP (MIP) Act	24	Detention of person unfit to stand trial or acquitted on account of insanity	EFC
CP (MIP) Act	44	Detention of person pending hearing or trial	SFC
CP (MIP) Act	34	Detention of convicted person	SFC
CP (MIP) Act	23	Inquiry about person found unfit to stand trial or acquitted on account of insanity	SFC
CP (MIP) Act	35	Inquiry about a convicted person	SFC
Mental Health Act	55	Court orders restricted patient status	EFC
Mental Health Act	45	Application for special patient status for person detained in prison	SFC

Note: CP (MIP) Act = Criminal Procedure (Mentally Impaired Persons) Act; Mental Health Act = Mental Health (Compulsory Assessment and Treatment) Act; EFC = extended forensic care; SFC = short-term forensic care.

Victims' rights

Registered victims of a person who is a special patient have the right to be notified when:

- the person is granted their first period of unescorted leave from the hospital grounds
- the person is granted their first period of unescorted overnight leave from hospital
- the person is discharged from hospital
- the person dies
- their sentence ends (where they received a sentence for the offence).

In the rare event that the person leaves hospital without permission or fails to return from leave victims will be told when the person leaves and when the person returns.

Information that may be provided to registered victims is limited because the person is receiving health care, which is confidential health information.

For more information about victims and their rights and further insight into special patients in the context of the Victims' Rights Act 2002, see health.govt.nz/publication/victims-rights-health-system

Released under the Official Information Act 1982

Released under the Official Information Act 1982

Released under the Official Information Act 1982



Disclaimer

The purpose of this publication is to inform discussion about mental health and addiction services and outcomes in New Zealand, and to assist in policy development.

This publication reports information provided by district health boards and non-governmental organisations via the Programme for the Integration of Mental Health Data (PRIMHD). It is important to note that, because PRIMHD is a dynamic collection, it was necessary to wait some time before publishing a record of the information contained in that collection. This means that it is less likely that the information will need to be amended after publication (see Appendix 1).

Although every care has been taken in preparing this document, the Ministry of Health cannot accept legal liability for any errors, omissions or damages resulting from reliance on the information it contains.

A note on the cover

'Butterflies and Bees' by Sarah Jordon

Sarah has always had a passion for painting and attended the Elam School of Fine Arts. She says, 'My life revolves around filling canvasses with colour!'

Vincent's Art Workshop is a community art space in Wellington established in 1985. A number of people who attend the workshop have had experience of mental health services or have a disability, and all people are welcome. Vincent's models the philosophy of inclusion and celebrates the development of creative potential and growth. vincents.co.nz

Citation: Ministry of Health. 2020. *Office of the Director of Mental Health and Addiction Services: Annual Report 2018*. Wellington: Ministry of Health.

Published in xxxx 2020 by the Ministry of Health PO Box 5013, Wellington 6140, New Zealand

ISBN xxxx (print)

ISBN xxxx (online)

HP xxxx



This document is available at health.govt.nz



This work is licensed under the Creative Commons Attribution 4.0 International licence. In essence, you are free to: share ie, copy and redistribute the material in any medium or format; adapt ie, remix, transform and build upon the material. You must give appropriate credit, provide a link to the licence and indicate if changes were made.

Foreword

Tēnā koutou.

Nau mai ki tēnei tekau mā whā o ngā Rīpoata ā Tau a te Āpiha Kaitohu Tari Hauora Hinengaro mō te Manatū Hauora. Kei tēnei tūnga te mana whakaruruhau kia tika ai te tiaki i te hunga e whai nei i te oranga hinengaro me te waranga. I a tau ka pānuitia tēnei rīpoata kia mārama ai te kaitiakitanga me te takohanga o te āpiha nei ki te katoa.

Welcome to the 14th annual report of the Office of the Director of the Mental Health and Addiction Services. It presents information about specialist mental health and addiction services as a monitoring exercise, to ensure that all New Zealanders have access to high-quality care.

In October 2018, the Office of the Director of Mental Health and Addiction Services (the Office) moved from the Protection, Regulation and Assurance business unit of the Ministry of Health (the Ministry) into the newly established Mental Health and Addiction Directorate. The new structure expanded the mental health and addictions workforce within the Ministry, and helped staff work collaboratively across a range of issues.

In November 2018, the final report of the Government Inquiry into Mental Health and Addiction in New Zealand, *He Ara Oranga: Report of the Government Inquiry into Mental Health and Addiction (He Ara Oranga)*, was published. Some of its key themes relating to the work of the Office are equity, human rights in care, and mental health legislation.

Significant concerns around the Mental Health (Compulsory Assessment and Treatment) Act 1992 (the Mental Health Act) include its implications for meeting our human rights obligations – being culturally responsive and meeting family and whānau obligations, to name a few. While it will be necessary to amend the legislation to resolve some of these issues fully, we have begun to address them by updating the *Guidelines to the Mental Health (Compulsory Assessment and Treatment) Act 1992* (Ministry of Health 2012d) for those who administer the Mental Health Act, in order to place human rights at the forefront of care.

He Ara Oranga also amplified concerns around the use of indefinite treatment orders. For this reason, this report includes information about indefinite orders, categorised by the duration of the order, district health board, ethnicity and sex. We hope that reflecting on the past will help the sector to consider the future in more depth and improve services.

The Office continues to work towards ensuring patient safety and equity in care. We hope that the information in this report will build on the *kōrero* around improving the sector that *He Ara Oranga* has led.

This report can only provide a snapshot of mental health and addiction services in New Zealand. The scope of the mental health and addiction sector is broad, with many issues falling outside the parameters of our work. Appendix 4 offers suggestions for further reading. We hope this report will provide a detailed foundation on specialist services that encourages interest in the sector, so we can all work together to transform mental health and addiction outcomes.

Noho ora mai

Dr John Crawshaw

Director of Mental Health

Director of Addiction Services

Released under the Official Information Act 1982

Contents

Foreword	iii
Executive summary	xii
Introduction	1
Objectives	1
Structure of this report.....	1
Context	2
Ministry of Health.....	2
Office of the Director of Mental Health and Addiction Services	2
Mental health and addiction sector overview in 2018	3
Mental Health (Compulsory Assessment and Treatment) Act 1992	5
Substance Addiction (Compulsory Assessment and Treatment) Act 2017.....	9
Activities for 2018	10
Mental health and addiction sector relationships.....	10
Mental Health Act Guidelines	11
Fixated Threat Assessment Centre	11
Victims’ Rights Act guidelines.....	12
Strategies for suicide prevention in New Zealand	12
Ensuring service quality	14
Specialist mental health and addiction services	14
Use of the Mental Health (Compulsory Assessment and Treatment) Act 1992.....	18
Use of the Substance Addiction (Compulsory Assessment and Treatment) Act 2017	41
Seclusion.....	43
Special and restricted patients	56
Mental health and addiction adverse event reporting.....	64
Death by suicide.....	66
Substance use treatment	72
Electroconvulsive therapy.....	82
References	89
Appendix 1: Key databases and caveats	91
Appendix 2: Additional statistics	94
Appendix 3: Special patients	99
Appendix 4: Further reading	101
List of figures	
Figure 1: Number of people engaging with specialist services each year, 2011–2018	4
Figure 2: Percentage of service users accessing only community services, 1 January to 31 December 2018.....	5

Released under the Official Information Act 1982

Figure 3: Responses to the statement 'I would recommend this service to friends and family if they needed similar care or treatment', 1 January to 31 December 2018	15
Figure 4: Percentage of people seen by mental health services within three weeks (left) and within eight weeks (right), 1 January to 31 December 2018.....	16
Figure 5: Percentage of people seen by addiction services within three weeks (left) and within eight weeks (right), 1 January to 31 December 2018	16
Figure 6: Percentage of service users with a transition plan, by DHB, 1 January to 31 December 2018.....	17
Figure 7: Percentage of service users with a transition/wellness plan by DHB of domicile, 1 January to 31 December 2018.....	18
Figure 8: Average number of people on a given day* subject to a community treatment order (section 29 of the Mental Health Act) per 100,000 population, by DHB, 1 January to 31 December 2018.....	22
Figure 9: Average number of people on a given day* subject to an inpatient treatment order (section 30 of the Mental Health Act) per 100,000 population, by DHB, 1 January to 31 December 2018.....	23
Figure 10: Rate of people subject to compulsory treatment order applications (including extensions) per 100,000 population, by age group, 2004–2018	24
Figure 11: Rate of people subject to compulsory treatment order applications (including extensions) per 100,000 population by sex, 2004–2018.....	24
Figure 12: Rate of people subject to indefinite community treatment orders per 100,000 population, by DHB, open on 31 December 2018.....	26
Figure 13: Percentage of people subject to indefinite community treatment orders, by sex, 1 January to 31 December 2018	27
Figure 14: Number of people subject to indefinite inpatient treatment orders per 100,000 population, by DHB 1 January to 31 December 2018	28
Figure 15: Percentage of people subject to indefinite inpatient treatment orders, by sex, 1 January to 31 December 2018.....	29
Figure 16: Rate ratio of Māori to non-Māori subject to a community treatment order (section 29) under the Mental Health Act per 100,000 population, by DHB, 1 January to 31 December 2018.....	32
Figure 17: Rate ratio of Māori to non-Māori subject to an inpatient treatment order (section 30) under the Mental Health Act per 100,000 population, by DHB, 1 January to 31 December 2018.....	33
Figure 18: Age-standardised rates of Māori and non-Māori subject to community and inpatient treatment orders (sections 29 and 30 respectively) under the Mental Health Act, by sex, 1 January to 31 December 2018.....	34

Figure 19: Length of time spent subject to community and inpatient treatment orders (sections 29 and 30) under the Mental Health Act for Māori and non-Māori, 2009–2016	35
Figure 20: Rate ratio of Māori to non-Māori subject to indefinite community treatment orders per 100,000 population, by DHB, 1 January to 31 December 2018	36
Figure 21: Rate ratio of Māori to non-Māori subject to indefinite inpatient treatment orders per 100,000 population, by DHB, 1 January to 31 December 2018	36
Figure 22: Average national percentage of consultation with families and whānau for particular assessment and treatment events, 1 January to 31 December 2018	39
Figure 23: Average percentage of consultation with families and whānau across all assessment and treatment events, by DHB, 1 January to 31 December 2018	40
Figure 24: Reasons for not consulting families and whānau, 1 January to 31 December 2018	40
Figure 25: Number of people secluded in adult inpatient services nationally, 2007–2018	45
Figure 26: Total number of seclusion hours in adult inpatient services nationally, 2007–2018	46
Figure 27: Number of people secluded across all inpatient services (adult, forensic, intellectual disability, and youth), by age group, 1 January to 31 December 2018	48
Figure 28: Number of seclusion events across all inpatient services (adult, forensic, intellectual disability and youth), by duration of event, 1 January to 31 December 2018	49
Figure 29: Number of people secluded in adult inpatient services per 100,000 population, by DHB, 1 January to 31 December 2018	50
Figure 30: Number of seclusion events in adult inpatient services per 100,000 population, by DHB, 1 January to 31 December 2018	51
Figure 31: Seclusion indicators for adult inpatient services, Māori and non-Māori, 1 January to 31 December 2018	52
Figure 32: Percentage of people spending time in seclusion in adult inpatient services Māori and non-Māori males and females, 1 January to 31 December 2018	53
Figure 33: Number of Māori and non-Māori aged 20–64 years secluded in adult inpatient services, 2007–2018	54
Figure 34: Total number of special patients, by DHB, 1 January to 31 December 2018	58

Released under the Official Information Act 1982

Figure 35: Percentage of court orders given for extended forensic care relative to short-term forensic care, by DHB, 1 January to 31 December 2018.....	60
Figure 36: Total number of special patients, by age group, 1 January to 31 December 2018.....	61
Figure 37: Percentage of special patients, by ethnicity, 1 January to 31 December 2018.....	61
Figure 38: Number of special patients, by ethnicity and special patient type, 1 January to 31 December 2018.....	62
Figure 39: Age-standardised rate of suicide of people aged 10–64 years, by service use, 2001–2016.....	69
Figure 40: Age-standardised rate of suicide of people aged 10–64 years, by age group, sex and service use, 2016.....	70
Figure 41: Percentage of patients subject to compulsory treatment certificates by ethnicity, 1 January to 31 December 2018.....	75
Figure 42: Percentage of patients subject to compulsory treatment certificates, by number of weeks in detention, 2018.....	76
Figure 43: Percentage of people receiving opioid substitution treatment from specialist services and general practice, by DHB, 1 January to 31 December 2018.....	79
Figure 44: Number of people receiving opioid substitution treatment from a specialist service, general practice or prison service 2008–2018.....	79
Figure 45: Number of people prescribed suboxone, 2008–2018.....	80
Figure 46: Number of opioid substitution treatment clients, by age group, 2008–2018.....	81
Figure 47: Percentage of withdrawals from opioid substitution treatment programmes, by reason (voluntary, involuntary or death), 2008–2018.....	82
Figure 48: Rate of people treated with electroconvulsive therapy per 100,000 population, 2005–2018.....	83
Figure 49: Number of people who received electroconvulsive therapy per 100,000 population, by DHB of domicile, 1 January to 31 December 2018.....	85
Figure 50: Number of people treated with electroconvulsive therapy, by age group and sex, 1 January to 31 December 2018.....	86

List of tables

Table 1: Number of completed section 95 inquiry reports that the Director of Mental Health received each year, 2003–2018.....	8
---	---

Released under the Official Information Act 1982

Table 2: Average number of people each month required to undergo assessment under sections 11, 13 and 14(4) of the Mental Health Act per 100,000 population, by DHB, 1 January to 31 December 2018.....	21
Table 3: Average number of people on a given day* subject to sections 29, 30 and 31 of the Mental Health Act per 100,000 population, by DHB, 1 January to 31 December 2018.....	22
Table 4: Rate ratio of Māori to non-Māori subject to indefinite community treatment orders per 100,000 population, open on 31 December 2018.....	26
Table 5: Rate ratio of Māori to non-Māori subject to indefinite inpatient treatment orders per 100,000 population, 1 January to 31 December 2018.....	28
Table 6: Age-standardised rates of Māori and non-Māori subject to community and inpatient treatment orders (sections 29 and 30 respectively) under the Mental Health Act, by sex, 1 January to 31 December 2018.....	34
Table 7: Number of seclusion events for people with intellectual disabilities, by DHB, 1 January to 31 December 2018.....	55
Table 8: Seclusion hours for people with intellectual disabilities, by DHB, 1 January to 31 December 2018.....	56
Table 9: Seclusion indicators for forensic mental health services by DHB, 1 January to 31 December 2018.....	56
Table 10: Number of extended and short-term forensic care special patients, by DHB, 1 January to 31 December 2018.....	59
Table 11: Number of applications for section 50 long leave, revocation and reclassification sent to the Minister of Health for special patients and restricted patients, 1 January to 31 December 2018.....	63
Table 12: Outcomes of reportable death notifications under section 132 of the Mental Health Act, 1 January to 31 December 2018.....	65
Table 13: Number of mental health adverse events that DHBs reported to the Health Quality & Safety Commission, by type of event, 1 January to 31 December 2018.....	66
Table 14: Mental health adverse events that DHBs reported to the Health Quality & Safety Commission, by DHB, 1 January to 31 December 2018.....	66
Table 15: Number and age-standardised rate of suicide, by service use, people aged 10–64 years, 2016.....	68
Table 16: Number and age-standardised rate of suicide of people aged 10–64 years, by service use and sex, 2016.....	69
Table 17: Number and age-standardised rate of suicide, by age group, sex and service use, of people aged 10–64 years, 2016.....	70

Table 18: Number and age-standardised rate of suicide and deaths of undetermined intent, of people aged 10–64 years, by ethnicity and service use 2016	71
Table 19: Electroconvulsive therapy indicators, by DHB of domicile, 1 January to 31 December 2018	84
Table 20: Number of people treated with electroconvulsive therapy, by ethnicity, 1 January to 31 December 2018	86
Table 21: Electroconvulsive therapy administered under second opinion without consent, by DHB of service, 1 January to 31 December 2018	87
Table A1: Rate ratio Māori to non-Māori subject to a compulsory treatment order (section 29) under the Mental Health Act, 2013–2018	92
Table A2: Outcome of the Mental Health Act applications received by the Mental Health Review Tribunal, 1 July 2017 to 30 June 2018	94
Table A3: Results of inquiries under section 79 of the Mental Health Act held by the Mental Health Review Tribunal, 1 July 2017 to 30 June 2018	94
Table A4: Number and percentage of people in Mental Health Review Tribunal applications, by ethnicity, 1 July 2017 to 30 June 2018	94
Table A5: Sex of people making Mental Health Review Tribunal applications, 1 July 2017 to 30 June 2018	95
Table A6: Timeliness of applications heard by the Mental Health Review Tribunal, July 2016 to June 2018	95
Table A7: Applications for compulsory treatment orders or extensions, 2004–2018	96
Table A8: Types of compulsory treatment orders made on granted applications, 2004–2018	97
Table A9: Seclusion data in New Zealand mental health services	98
Table A10: Types of orders that an insanity defence may inform	99

Me mātau ki te whetū,
I mua I te kōkiri o te haere

Before you set forth on a journey, be sure you
know the stars.

Released under the Official Information Act 1982

Executive summary

- In the 2018 calendar year, 182,233 people accessed specialist mental health and addiction services. Most accessed services in the community.
- In 2018, 80 percent of consumers were satisfied with mental health and addiction services.
- In 2018, a small proportion of all service users received compulsory assessment and/or treatment under the Mental Health (Compulsory Assessment and Treatment) Act 1992 (the Mental Health Act).
- Māori continue to be over-represented under the Mental Health Act. Reducing the disparity in mental health outcomes for Māori is a priority action for the Ministry of Health and district health boards.
- In 2018, the use of seclusion in adult mental health inpatient units increased, following an overall decline in the last decade. The Ministry, services and non-governmental organisations continue to work together to eliminate seclusion practices. Māori continued to be over-represented in the seclusion figures.
- In 2018, 265 people received electroconvulsive therapy (ECT) in mental health services. Females were more likely to receive ECT than males, and older people were more likely to receive ECT than younger people.
- In 2016,¹ a total of 552 people died by suicide. Mental disorders are one of the factors that can make suicidal behaviour more likely.
- In 2018, 25 people were detained under the new Substance Addiction (Compulsory Assessment and Treatment) Act 2017 for inpatient care.

¹ We present data from 2016 because it can take over two years for a coroner to complete an investigation into a suicide.

Introduction

Objectives

The objectives of this report are to:

- publish information about clinical activities and statutory officers reportable to the Director of Mental Health under the Mental Health (Compulsory Assessment and Treatment) Act 1992 (the Mental Health Act)
- publish information about clinical activities and statutory officers reportable to the Director of Addiction Services under the Substance Addiction (Compulsory Assessment and Treatment) Act 2017 (the Substance Addiction Act)
- contribute to improving quality and equity in care for people with mental illness and addiction by monitoring services against targets and performance indicators set by the Ministry of Health
- inform mental health and addiction service users, their families and whānau se vice providers and members of the public about the role, function and activities of the Office of the Director of the Mental Health and Addiction Services (the Office)

Structure of this report

This report is divided into three main sections.

- 'Context' provides an overview of the legislative and se vice delivery contexts in which the Office operates.
- 'Activities for 2018' describes key initiatives and projects the Office carried out in 2018.
- 'Ensuring service quality' provides information used to monitor the quality of care that specialist services provided, such as treatment under compulsory treatment orders, seclusion and electroconvulsive therapy. This section also includes statutory reporting, such as on suicide and adverse events.

Context

Ministry of Health

The Ministry of Health (the Ministry) improves, promotes and protects the wellbeing and independence of New Zealanders by:

- providing whole-of-sector leadership of the New Zealand health and disability system
- advising the Minister of Health and the Government on mental health and addiction issues and priorities
- directly purchasing a range of important national mental health and addiction services
- providing health-sector information and payment services.

Office of the Director of Mental Health and Addiction Services

The Office works within the Mental Health and Addiction Directorate at the Ministry. The Directorate is responsible for overseeing the 'end-to-end' activities and functions for mental health and addiction services and leading the response to the Government Inquiry into Mental Health and Addictions, *He Ara Oranga: Report of the Government Inquiry into Mental Health and Addiction (He Ara Oranga)*.

The Director of Mental Health and the Director of Addiction Services are statutory roles appointed by the Director-General of Health, in accordance with section 91 of the Mental Health Act and section 86 of the Substance Addiction Act, respectively. These roles are both currently held by Dr John Crawshaw. Duties of the Director of Mental Health and Addiction Services include:

- issuing guidelines on the Mental Health Act and the Substance Addiction Act, and standards on the care and treatment of patients subject to either of these Acts
- approving activities in relation to special patients under the Mental Health Act
- visiting mental health and addiction treatment centres for monitoring purposes
- overseeing and liaising with services in order to improve patient safety and equity in care.

The Office supports the Director in this work.