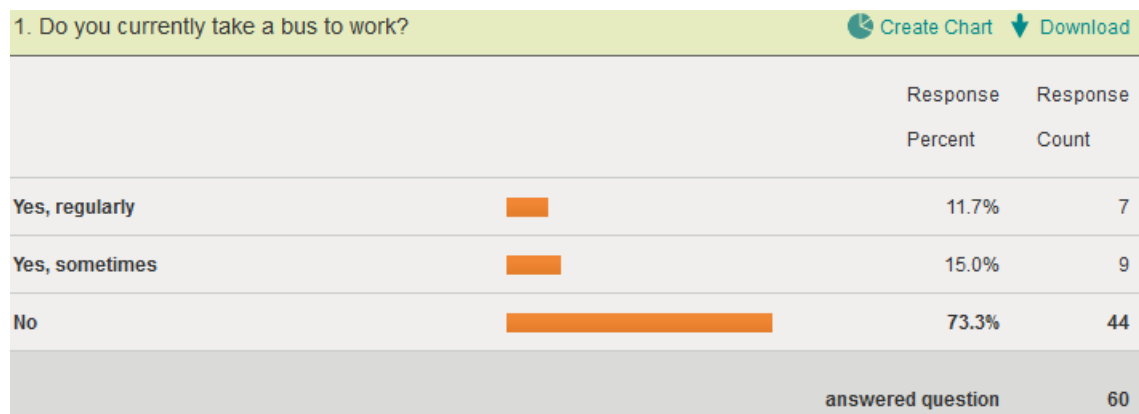


Summary of results from Public Transport Survey

The survey was sent out to all CPH staff on the 16th of July and closed on the 20th of July. Three respondents answered more than once, the final count of unique responses was 60.

The results are not as robust as we would have liked as there appears to be some gaps in the answering of some questions particularly for those who use the bus regularly/sometimes. In the initial days this appeared to be due to a direction request in the survey being incorrect but once fixed there were still gaps. Many had issues with the system when trying to complete the survey and look up the link on the internet so this may have contributed to the problem. A printed copy was left in the kitchen for people to refer to. Many found it very hard to follow.

The following is a summary of the responses – further analysis can be undertaken as required. The percentages are all based on the number who answered the question not the total number who answered the survey; with the gaps in the data this is the most accurate way to report it.



For those who do not bus to work currently:

Q: What factors discourage you from busing? (N=44) The following are the broad headings the complete list of comments is in the Appendix

- *Prefer to cycle (n=7) or walk (n=1)*
- *Issues with the route, including waiting for buses, no stops close to work or limited service in their area (n=27)*
- *Time or takes too long (n=8)*
- *Other commitments make bussing inconvenient (n=4)*

Note within individual comments more than one of these might be true their main factor is used to work out the n value above.

Q: What factors might encourage you to use public transport? (N=44) The following are the broad headings the complete list of comments is in the Appendix

- *Injured so would not be able to bike (N=3)*
- *If it took less time (n=4)*
- *If the routes were more direct, frequent (n=15)*

- Other (n=10)
- If petrol got more expensive (n=4)
- Nothing (n=2)

Responses for those who use bus sometimes or regularly (n=16)

6. Which days of the week do you use a bus to get to work? Please select one option for each day [Create Chart](#) [Download](#)

	Mostly	Occasionally	Never	Response Count
Monday	28.6% (2)	71.4% (5)	0.0% (0)	7
Tuesday	50.0% (4)	50.0% (4)	0.0% (0)	8
Wednesday	30.0% (3)	70.0% (7)	0.0% (0)	10
Thursday	37.5% (3)	62.5% (5)	0.0% (0)	8
Friday	50.0% (3)	33.3% (2)	16.7% (1)	6
answered question				12

8. Do you have any connections on your usual route? [Create Chart](#) [Download](#)

	Response Percent	Response Count
Yes	21.4%	3
No	78.6%	11
answered question		14

9. The connections on my route are:		Create Chart	Download
		Response Percent	Response Count
open bus stops, no shelter		25.0%	1
bus shelters		50.0%	2
hubs or central connection points		50.0%	2
		Other (please specify) Show Responses	1
answered question			4

Other response was 'dd' – I don't know what that refers to

(n is still 16 – completely at a loss why this data so sparse, I think it may have been a system issue or error in survey that I can't find)

When asked about travel time the following was provided for just these four respondents. All four indicated their travel time was consistent each day.

- 30 mins
- 25 minutes
- 15 mins
- 1hr 45 mins

12. How long do you usually wait for a bus?		Create Chart	Download
		Response Percent	Response Count
less than 5 minutes		25.0%	1
5-9 minutes		75.0%	3
more than 10 minutes		0.0%	0
answered question			4

When asked what worked for them about taking a bus they responded:

- Convenient, affordable, nearby home and work, acceptable comfort
- Sustainable No parking Can read on the bus I don't have a car most weekdays (1 car family)
- The bus stop is close to where I live
- less fuel costs more exercise better for the environment

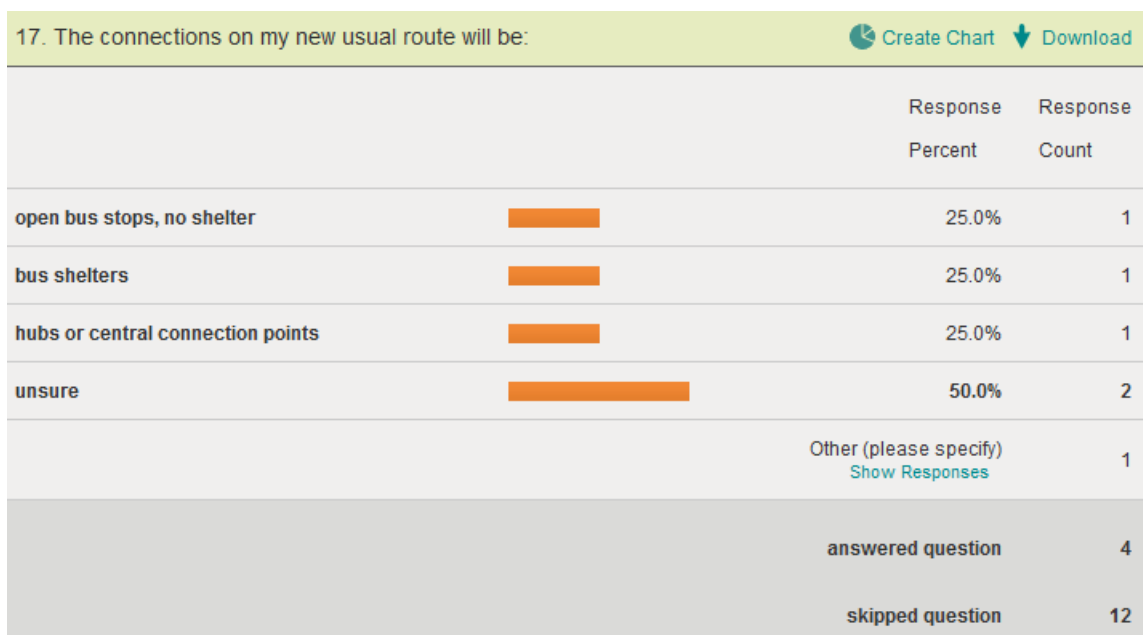
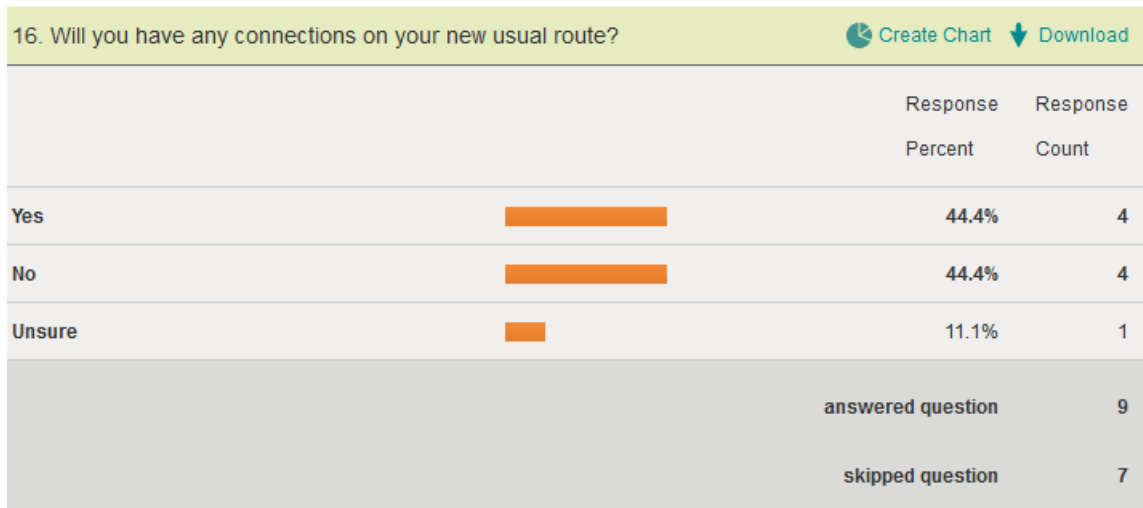
When asked what factors discourage you from taking a bus to work the following responses were given

- None
- Waiting in the cold - not knowing when it will come (if no real time display at the stop)
- Weather,
- Long time spent on buses when you could be doing something more productive

The following responses are for questions about the new route:

The first set of results is for those who **currently use the bus**.

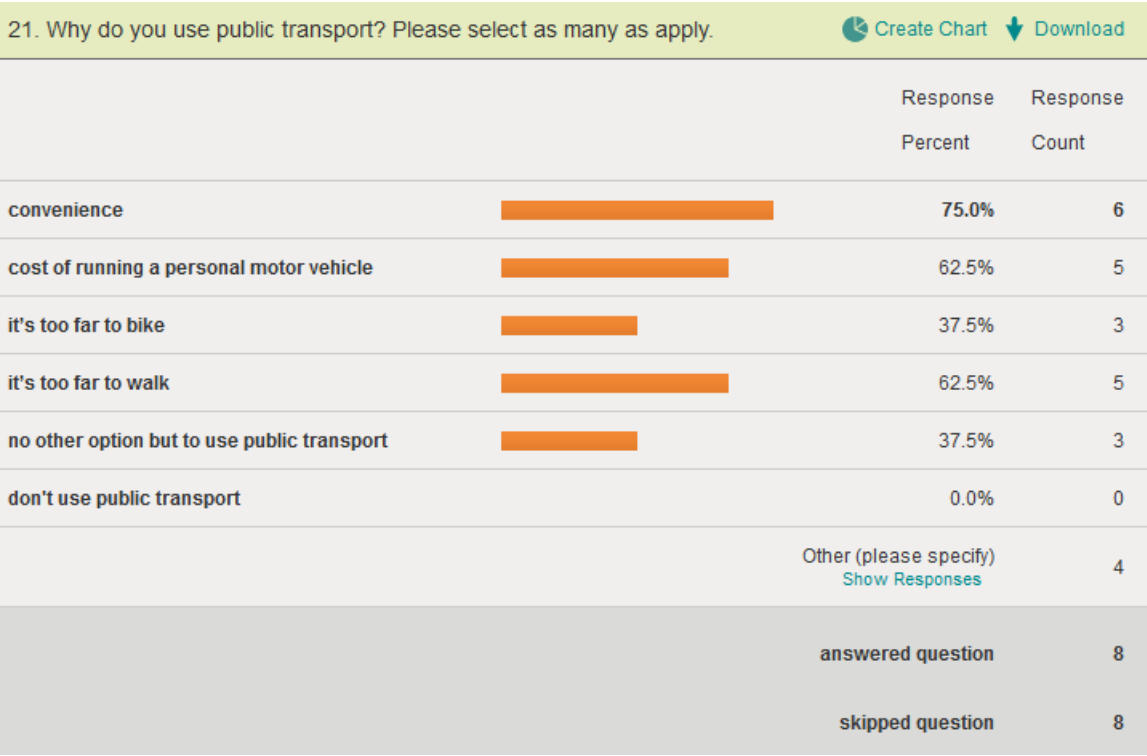
Current bus users (N=16) actual responses are closer to 8



18. Will the proposed changes make it?		Create Chart	Download
		Response Percent	Response Count
more likely I will bus to work		0.0%	0
less likely I will bus to work		37.5%	3
no change in likelihood as my bus route stays the same		25.0%	2
no change in likelihood as my bus route changes but not significantly		37.5%	3
I will still not use public transport		0.0%	0
		answered question	8
		skipped question	8

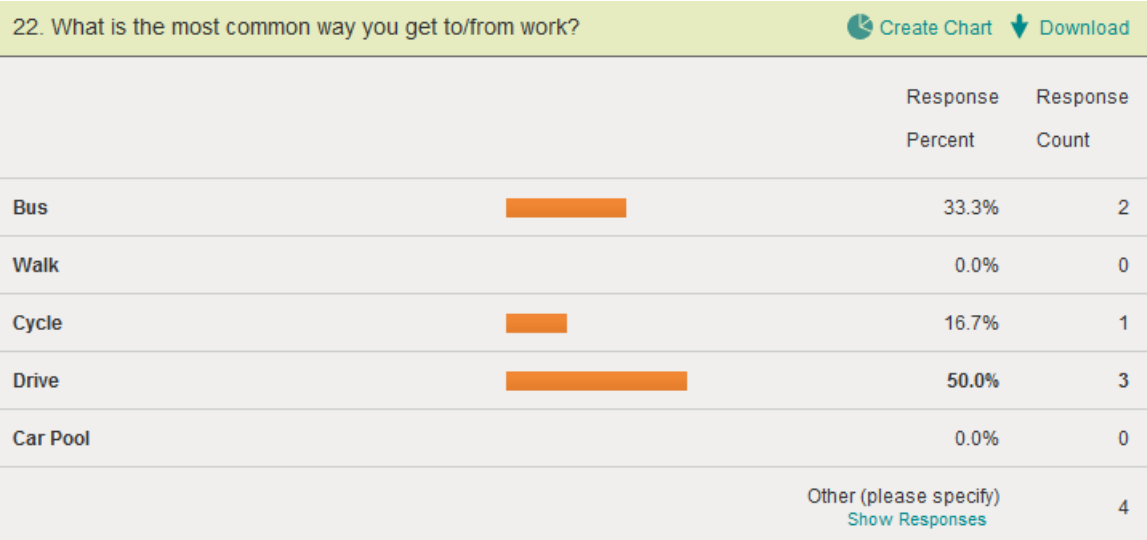
19. Do you estimate the proposed changes will make your journey to work:		Create Chart	Download
		Response Percent	Response Count
Longer		50.0%	4
Shorter		0.0%	0
Unchanged		50.0%	4
		answered question	8
		skipped question	8

20. Do you estimate the proposed changes will make your wait time for buses:		Create Chart	Download
		Response Percent	Response Count
Longer		25.0%	2
Shorter		12.5%	1
Unchanged		62.5%	5
		answered question	8
		skipped question	8



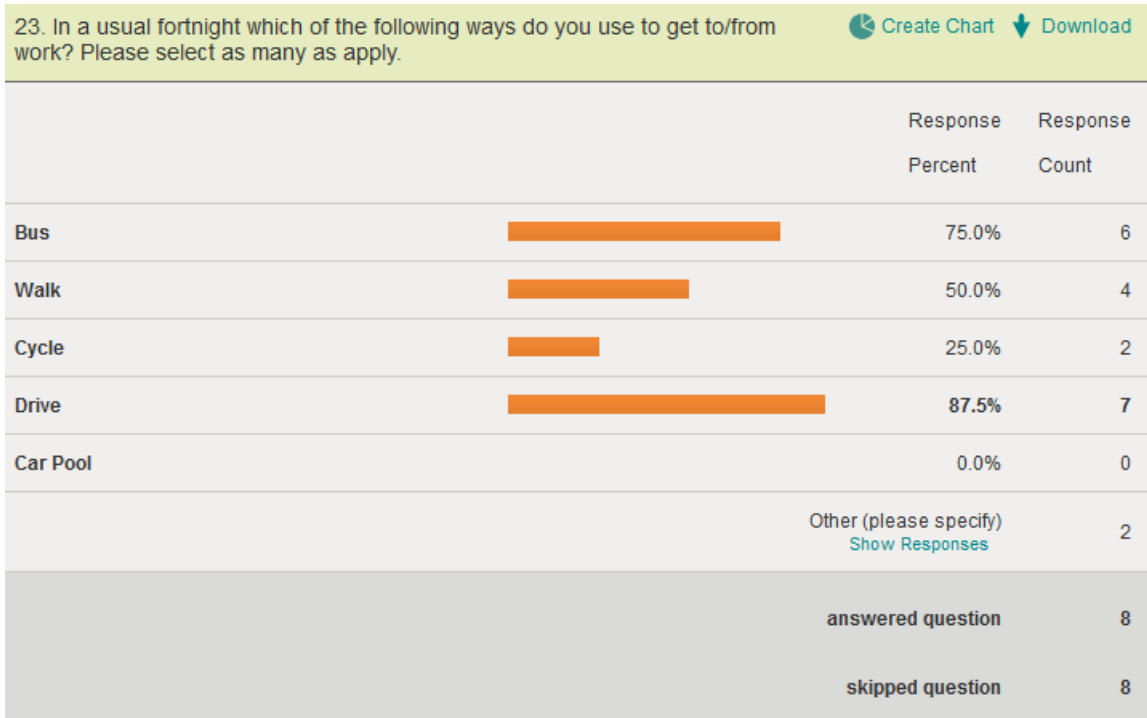
Other responses were:

- environmental reasons, further to walk to new office (70 minutes) but still walkable
- Only use the bus when I am on call.
- Too hilly to bike. Prefer to not use the car as I support active transport. But proposed changes to bus routes will mean I won't every use the bus in future.
- dont get so tired driving at the end of the day - when "on call" dont want to leave my car in the city for a week



Other responses were:

- and walk part way
- When I use public transport it will involve approx 45 mins of walking as well as bus and ferry.
- motorcycle
- and walk (50/50)



Other responses were:

- diamond harbour ferry
- motorcycle

Responses re the new Route for all respondents (N=60)

16. Will you have any connections on your new usual route?		Create Chart	Download
		Response Percent	Response Count
Yes		24.4%	10
No		34.1%	14
Unsure		41.5%	17
		answered question	41
		skipped question	19

17. The connections on my new usual route will be:		Create Chart	Download
		Response Percent	Response Count
open bus stops, no shelter		11.1%	1
bus shelters		22.2%	2
hubs or central connection points		22.2%	2
unsure		55.6%	5
		Other (please specify) Show Responses	1
		answered question	9
		skipped question	51

18. Will the proposed changes make it?			Create Chart	Download
		Response Percent	Response Count	
more likely I will bus to work		5.1%	2	
less likely I will bus to work		15.4%	6	
no change in likelihood as my bus route stays the same		30.8%	12	
no change in likelihood as my bus route changes but not significantly		12.8%	5	
I will still not use public transport		35.9%	14	
			answered question	39
			skipped question	21







19. Do you estimate the proposed changes will make your journey to work:			Create Chart	Download
		Response Percent	Response Count	
Longer		34.2%	13	
Shorter		5.3%	2	
Unchanged		60.5%	23	
			answered question	38
			skipped question	22

Note: many of those who have said 'unchanged' may be relating this to not taking the bus currently so no change in journey time...

20. Do you estimate the proposed changes will make your wait time for buses:			Create Chart	Download
		Response Percent	Response Count	
Longer		21.2%	7	
Shorter		9.1%	3	
Unchanged		69.7%	23	
			answered question	33
			skipped question	27


21. Why do you use public transport? Please select as many as apply.

[Create Chart](#) [Download](#)

		Response Percent	Response Count
convenience		17.9%	7
cost of running a personal motor vehicle		17.9%	7
it's too far to bike		10.3%	4
it's too far to walk		20.5%	8
no other option but to use public transport		15.4%	6
don't use public transport		69.2%	27
Other (please specify) Show Responses			10
answered question			39
skipped question			21






Other responses were:

- I don't use public transport
- environmental reasons, further to walk to new office (70 minutes) but still walkable
- wet weather (usually use bicycle) more environmentally friendly option
- If a route from St Martins to Ch hospital existed I would use it. Question why is there not a route from a busy suburb to a large employer especially when parking is a premium near the hospital?
- I don't use public transport since the earthquake but will check the routes out
- In the context of Christchurch, it is never too far to bike. However, if I were to travel to Timaru, I would consider public transport.
- Only use the bus when I am on call.
- Too hilly to bike. Prefer to not use the car as I support active transport. But proposed changes to bus routes will mean I won't every use the bus in future.
- dont get so tired driving at the end of the day - when "on call" dont want to leave my car in the city for a week
- I either walk or bring my car to work -

22. What is the most common way you get to/from work?		Create Chart	Download
		Response Percent	Response Count
Bus		5.1%	2
Walk		5.1%	2
Cycle		25.6%	10
Drive		64.1%	25
Car Pool		0.0%	0
		Other (please specify) Show Responses	5
		answered question	39
		skipped question	21

Other responses were:







- and walk part way
- Scooter
- When I use public transport it will involve approx 45 mins of walking as well as bus and ferry.
- motorcycle
- and walk (50/50)

23. In a usual fortnight which of the following ways do you use to get to/from work? Please select as many as apply.		Create Chart	Download
		Response Percent	Response Count
Bus		14.3%	6
Walk		21.4%	9
Cycle		28.6%	12
Drive		90.5%	38
Car Pool		4.8%	2
		Other (please specify) Show Responses	3
		answered question	42
		skipped question	18

Other responses were:

- diamond harbour ferry
- Scooter
- motorcycle

Total responses by teams

25. Which team do you work in at CPH?		Create Chart	Download
		Response Percent	Response Count
Protection		30.0%	12
Policy		10.0%	4
Promotion		27.5%	11
Information		20.0%	8
Administration		10.0%	4
Across teams		2.5%	1
		answered question	40
		skipped question	20

Q: Comparison of current and new routes, including the suburb respondents live in

Use bus	Current route	Proposed new route?	Suburb you live in
Never	1	131 and then 1 or just walk and take 1	Bryndwr
Regularly	18	17	South East
Never	17		
Never			
Never	15	15	Bishopdale
Never			
Never			
Never	28	I think it is the same 28	Heathcote
Never	28		
Regularly	14 and sometimes 12	1	Somerfield
Never	44877	12	Somerfield
Never	I don't know	I don't know	Spreydon
Never	none close	none	St Martins
Sometimes	15		
Never	29	29	Fendalton
Never	9	9	Bryndwr
Never	no idea - couldn't work out the map	have no idea Shirley to Manchester Street	Shirley / Richmond
Never	18	unsure	Opawa
Never	21 or 23	21 and 23 seem to not be changing at all	Ilam
Never	18	17	Beckenham
Never	81	81	Lincoln
Sometimes	Wairakei Road bus route No 9	NO 9	Bryndwr
Never	7	7	Halswell
Never	60	132	Shirley
Never	81	81	Prebbleton/ Templeton
Regularly	28 and diamond harbour ferry	28 and diamond harbour ferry	diamond harbour
Never			
Regularly			
Regularly			
Never	18	18	St Martins
Regularly			
Regularly			
Sometimes	14		
Never	21 or 23 + need to walk as well	Same - don't appear to change	Ilam
Never	3	3	Ilam
Never	3 Airport/sumner via Avonhead		Avonhead
Never	Harewood Road/Papanui Road		Papanui

Take bus	Current route	Proposed new route?	Suburb you live in
Never	12 or 14 connecting to 45 or 46	1 (from the south) connecting to 45. I don't know what I would do once 45 shuts down. Probably walk across town from central city depot, or possibly connecting to 7 and walking three blocks from Fitzgerald.	Somerfield
Never	7	7	Queenspark
Never	15	Bishopdale Murray Ainsley	Bryndwr
Never	45-46	There are none I live in the central city	Central City
Never	Number 90	Number 91	Rangiora
Never	Number 90		
Never	Diamond harbour ferry and No.28	28	Diamond Harbour
Never	9		
Sometimes	81	Same as before - 81	Prebbleton
Sometimes	14	114 and 1. But I won't ever use buses if the proposed changes are instituted as it would take far too long to get to work and I don't need to bus to Barrington Mall.	Cashmere
Never	22	can't work it out.	Spreydon
Sometimes	darfield to chch	no change to darfield bus as it is not subsidised	darfield
Never	9		
Never			
Never	88		
Sometimes	81		
Never			St Albans
Never	88X Rolleston		Selwyn
Never	Number 90		
Sometimes			
Never	Possibly Route 7.		
Never			Sydenham
Never	15 & 12	looks like 115, but would not be as convenient as need to change to another bus en route	Beckenham
Sometimes	12	28	St Albans
Never	Nearest bus is Stanmore Road - too far away.	Don't know the number	Avonside

Appendix 1 – Full list of comments

Q:What factors discourage you from bussing? (N=46)

Like other activity i.e. cycling

- I enjoy cycling. If I couldn't cycle I would walk and taking a bus would be my 3rd option
- I prefer to bike
- Prefer to cycle
- I like to bike to work to incorporate exercise into my daily routine
- I prefer to bike so I have less impact on the environment and include my exercise into my day
- I don't need to, I live close enough to walk or cycle.
- I like to walk

Route issues including waiting for buses

- Would need to walk a reasonable distance as well - ie not 'door to door'
- distance to walk to bus and along to work
- the route does not go anywhere my workplace - I would have to walk quite a long way or get another bus
- live in the country and there is no bus service
- lack of route
- Bus route does not take me directly from home to work
- It isn't as direct since the earthquakes
- Waiting around in the cold Timing of bus
- There are no buses that would get me to work
- waiting in the cold, takes longer to get home
- Time it departs, where it drops off
- Departure times not suitable, not stopping near work
- comfort, frequency, whether I would have to take more than one bus, unwelcoming
- A long walk at the end to get from Carlton Mill Corner to 310 Manchester St
- interchange/station, smokers in bus stops.
- Too far More convenient to travel by car as more flexible with time and enables other activities, e.g. gym, shopping.
- Takes too long to get to work, time doesn't suit me also not stopping near work.
- Knowledge of bus routes and times, bus stops. Frequency of bus times - ie less flexibility due to limited bus services available.
- There have been no buses running from Avonside Drive (opposite Locksley Avenue) since the 4 September earthquake.
- distance to walk to bus and along to work
- Additional of walking - ie not close to 'door to door'
- The bus I would take from Halswell has no Bus Stop location close to the office.
- Have to stand still in the cold, rain and wind, have to be on time, have to change buses, have to interact with the proletariat, can't easily choose to do something unusual on the way home from work, uses fossil fuels

- Early start in the dark, mid afternoon finish, infrequency of service

Issues of time

- Time
- time
- length of time involved
- length of time the trip takes the behaviour of students on the bus
- The time it takes
- The time and having to drop of kids
- Distance, time.
- Time it takes to walk to the bus stop and the time it takes for the bus to get to town

Other commitments make it inconvenient

- Quality whanau time driving my daughter to school, good time to talk and keep connected Needing my car to be able to pick up my daughter for orthodontists and specialists appointments or emergencies
- In the morning I drop off my children at school and then drive on to work. At the end of the day I drive from work to school, pick up the kids and then drive home. No bus service would allow me to do so
- I have other commitments after work and sometimes I do after hours home visits (for work) on my way home.
- More convenient to take car as can leave when ready, rather than to a 30 min bus schedule. If wet gotta walk to bus stop and stand in the rain. I worry whether bus will be on time or not. Can't get very close to work, still got to walk. Takes more time. Note that my preferred mode of transport is bicycle rather than car or bus.

Q: What factors might encourage you to use public transport? (N=46)

Injured so would not be able to bike (N=3)

- if i had an injury which would prevent me biking
- If I was injured and unable to cycle
- Unable to cycle e.g. disability

If it took less time (n=4)

- safe car parking in a town near my place and a good bus timetable ie not having to wait an hour for the next bus
- the return of the express service that means less travel time and greatly reduces the numbers of school students
- bus lanes to reduce time
- Faster Time

If the routes were more direct, frequent (n=18)

- frequent service, one bus taking me near enough to workplace
- Getting from Wairakei Rd to Manchester St and frequent services
- Either a direct route to Public Hospital or at least closer to same
- More direct bus service
- less time, ie more direct route
- If I could get to Manchester St more easily than taking 2 buses - need a single trip each way

- To have more than one place to get the bus that goes into Central City.
- More direct route (happy to walk a small distance)
- Will check out if there is a direct route
- A direct bus route or central (to work) bus exchange
- If it was a quick process and close drop-off then I would consider it.
- quick direct routes, tidy and safe interchange/station and buses, low-cost.
- Having more than one stop to go into Central City
- A regular bus service in working hours.
- If there was a bus stop outside my house with a route that went close to work.
- Having several options for catching a return bus after work (ie not just one particular time). Easily accessible and up-to-date information about bus services.
- If it ended up somewhere near work

Other (n=10)

- More enclosed bus shelters More regular Cheaper prices
- proximity and bus shelters in the winter. I have used this service previously on a regular basis
- Other than another job nothing.
- Living close to work
- If i moved further away from work I would consider taking a bus.
- If it was only me to consider If the bus service was reliable and routes known, they keep changing in Shirley Richmond due to the road closures
- The bus would only get me home from work there are none that would get me to work in the morning
- Being able to leave the children at school earlier than 8.30 which would then allow me to catch a bus and still get to work on time.
- The straight forwardness of the bus route
- Better motivation, less cost, less time walking to ferry and from Central depo to work

If petrol got more expensive (n=4)

- petrol getting dearer significantly
- Good to sit back and not have to take responsibility for the driving. If price of petrol goes up then maybe more cost efficient to take bus. If I want to do a walk/bus combination
- Perhaps price vs petrol for my own car but timing would need to be frequent

Nothing (n=2)

- None
- Nothing would encourage me to use the bus.